


Welcome

The presentation will begin shortly.

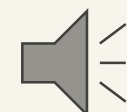
Audio Settings



Test Audio

- Select the arrow 
- Select **Test Speakers**

Sound Check



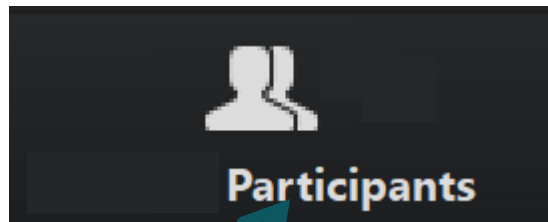
Sound

- Let us know if your audio is working in the **Chat** or unmute and confirm.

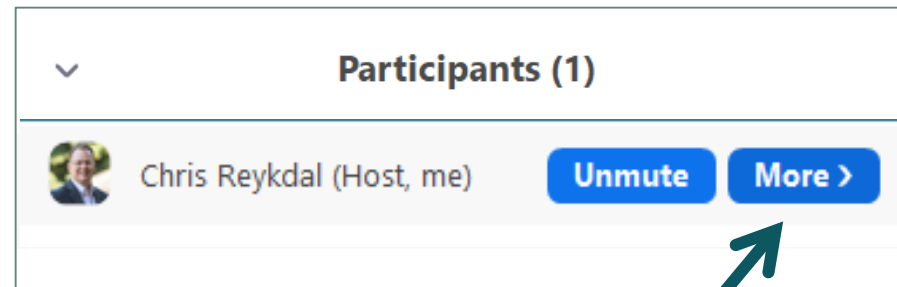


We are happy you are here!

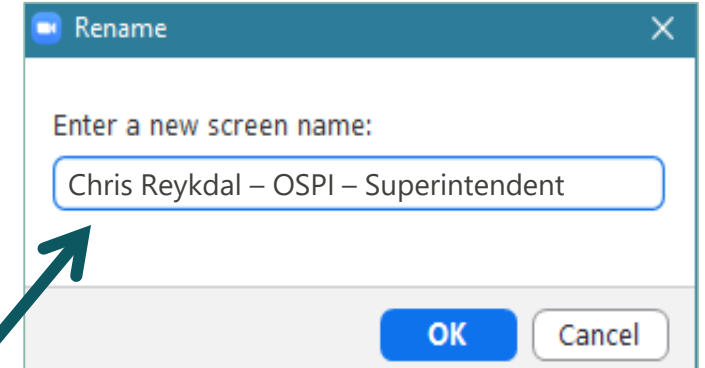
1. Click on **Participants** in the Zoom menu.



2. Find your name in the participants list. Choose **More**. Click **Rename**.



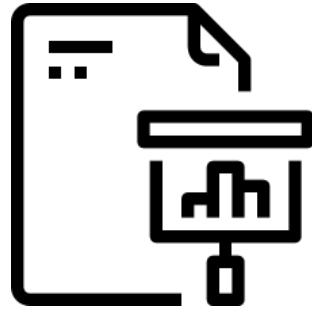
3. **First and Last Name - District/Organization - Role**




Quick Tips



Please **mute** yourself to minimize background noise



You'll get the **slides** in our follow up email & they will be posted to our website



Please use the **chat box** to pose questions or provide responses to prompts



You can send follow up **questions** to cte@k12.wa.us

Career and Technical Education (CTE) Program Update

October 23, 2020



Washington Office of Superintendent of
PUBLIC INSTRUCTION

Plan for Today:



Office of Superintendent of Public Instruction (OSPI) Updates



Graduation Pathways Data Overview



Partner Updates: State Board of Education



Professional Development (PD) Opportunities



Questions and Feedback

Office of Superintendent of Public Instruction (OSPI) Updates

OSPI Guidance and Resources

Check OSPI's Novel Coronavirus (COVID-19) [Guidance & Resources Webpage](#) for updates.

- [DOH School Reopening Decision Tree](#) (*Updated 10/16/20*)
- [School Reopening Map](#) (*Published 10/16/20*)
 - *Reflects self-reported data by each school district, state-tribal education compact school, and charter school.*
 - *Data will be updated monthly*
 - *If you have questions about the data or need assistance: achievementdata@k12.wa.us.*
- [Inclusionary Practices Handbook](#) (*Draft 10/12/20*)
 - *Provides an overview of best practices and practical examples for implementing inclusionary practices. Sections of the handbook will be released as they are developed; full release in spring of 2021.*



CPR Reminder

- Reminder: Bulletin: 2020-21 School Year Formal Monitoring Update Bulletin (*Published 10/6/2020*)
 - Monitoring for 2020–21 OSPI will monitor those LEAs that did not complete reviews originally scheduled for 2019–20 and complete open reviews from prior years.
 - This means OSPI is **not** advancing in the schedule to the next ESD group.
 - If you were scheduled for a CPR review last year, it will be completed.
- What questions remain?

2019–20 Perkins Budget Revisions

- All budget revisions for 2019–20 Perkins grant must be submitted through iGrants to OSPI CTE by **Wednesday, November 4.**

Have questions
during the
presentation?

Please
use the
chat box!



Graduation Pathways Data Overview

Dr. Deb Came, Assistant Superintendent, Assessment and Student Information
Katie Weaver-Randall, Director, Student Information

Spring 2020: Grades, Graduation Pathways, and Waivers

September 2020

Preliminary Data

Assessment and Student Information
Office of Superintendent of Public Instruction



Washington Office of Superintendent of
PUBLIC INSTRUCTION

Grades, Graduation Pathways, and Waivers

Spring 2020 course grades

- Incompletes (9–12)
- Graduating seniors “COVID credit waiver”

Class of 2020

- Graduation Pathways
- Expedited Assessment Appeals (a.k.a., waiver)

CEDARS data for 2019–20 will not be complete until late October, so the data presented here are not fully complete. Graduation rate data will be available in November.

“Incompletes” by grade level

Grade	# Students Total	# Students with an Incomplete	% of Students	# of Incompletes (course count)
9	87,433	10,974	12.6%	24,625
10	87,048	11,071	12.7%	24,978
11	88,188	10,017	11.4%	21,199
12	94,562	4,671	4.9%	8,643
All	355,971	36,729	10.3%	79,445

For guidance on incompletes and grading, refer to [Student Learning and Grading Guidance](#), April 2020

COVID Credit Waivers (seniors only)

	# Students	# Students with waiver	% of students with waiver	# of COVID credit waivers
All Students	94,562	2,954	3.1%	5,924
American Indian/ Alaskan Native	1,451	55	3.8%	107
Asian	7,426	150	2.0%	286
Black/ African American	4,835	144	3.0%	347
Hispanic/ Latino	21,291	911	4.3%	1,897
Native Hawaiian/ Other Pacific Islander	1,101	45	4.1%	122
Two or More Races	6,813	234	3.4%	434
White	52,237	1,415	2.7%	2,731

COVID Credit Waivers (seniors only)

	# Students	# Students with waiver	% of students with waiver	# of COVID credit waivers
All Students	94,562	2,954	3.1%	5,924
English learners	6,439	322	2.0%	690
Foster care	643	24	3.0%	68
Homeless	3,934	246	4.3%	572
Low Income	39,328	1,712	4.1%	3,626
Migrant	1,923	105	3.4%	227
Students with disabilities	12,187	359	2.7%	759
Female	45,760	1,278	2.8%	2,463
Male	48,637	1,669	3.1%	3,450

Graduation Pathways

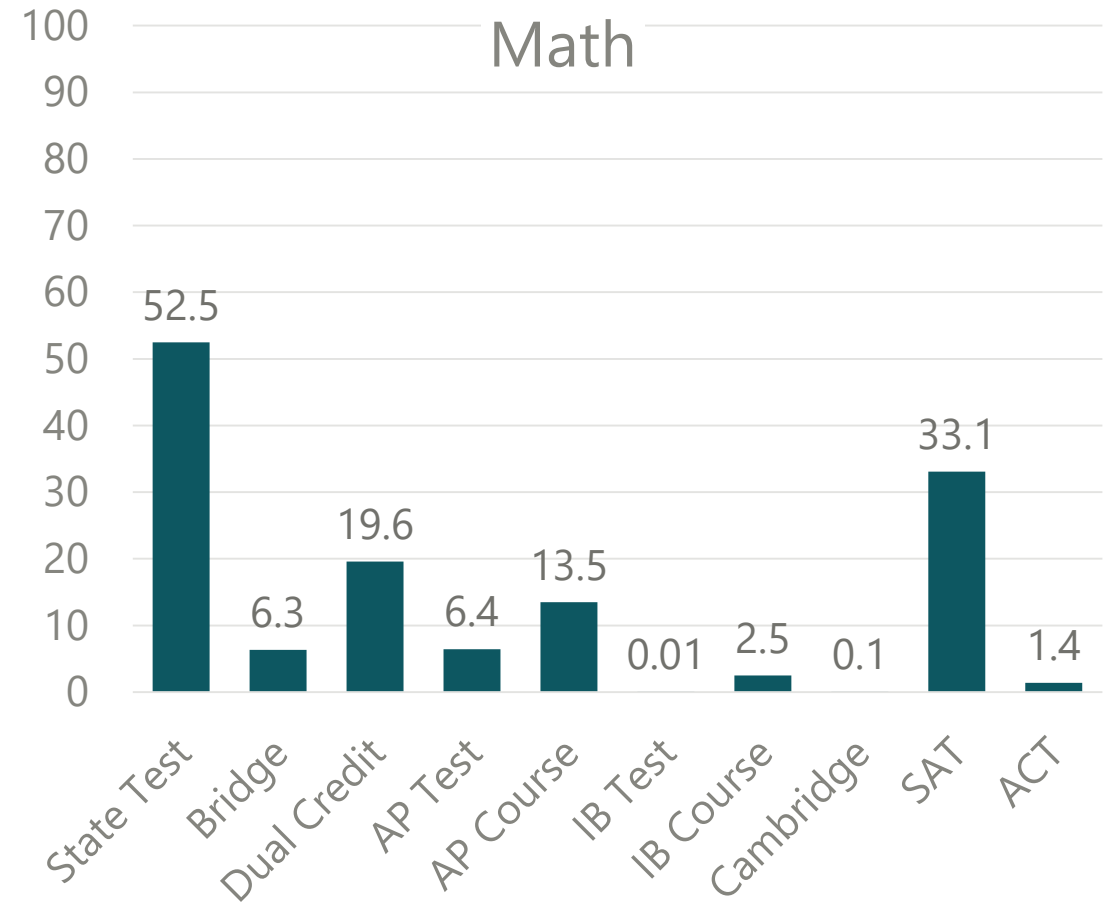
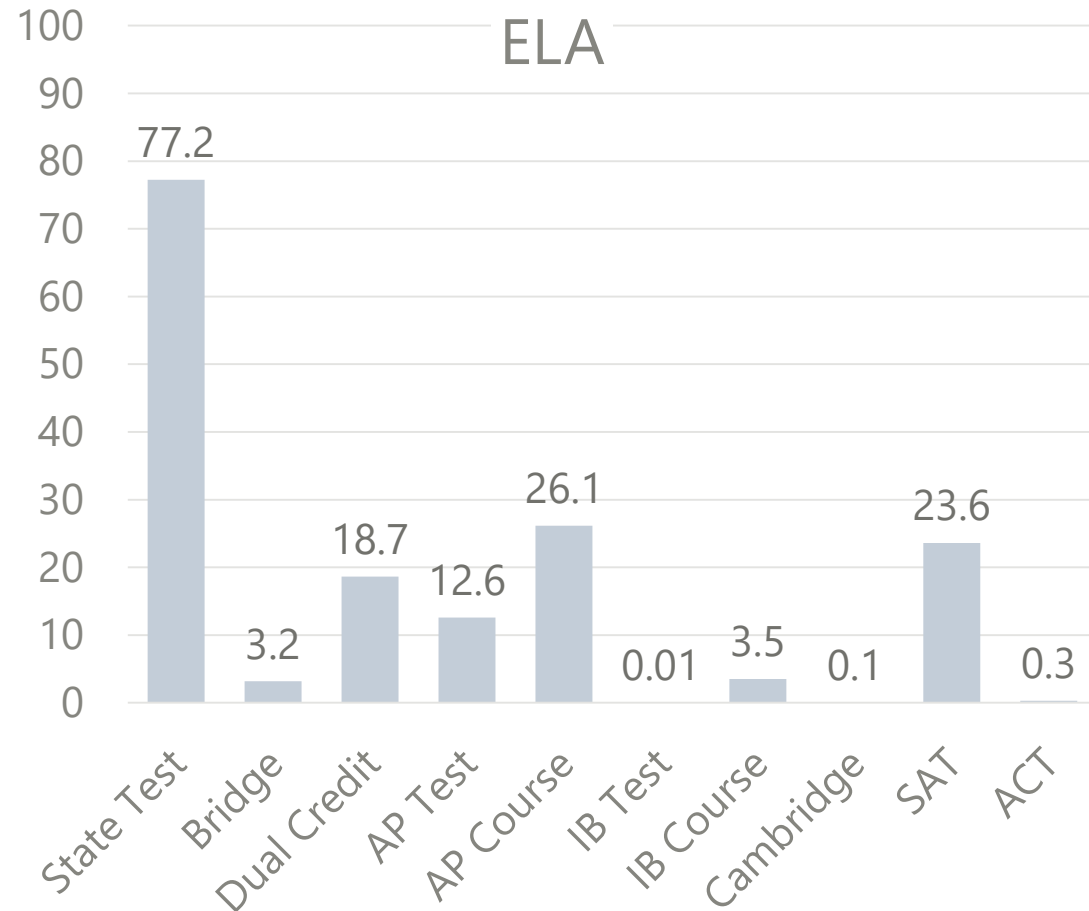
Class of 2020



Understanding Pathways Reporting

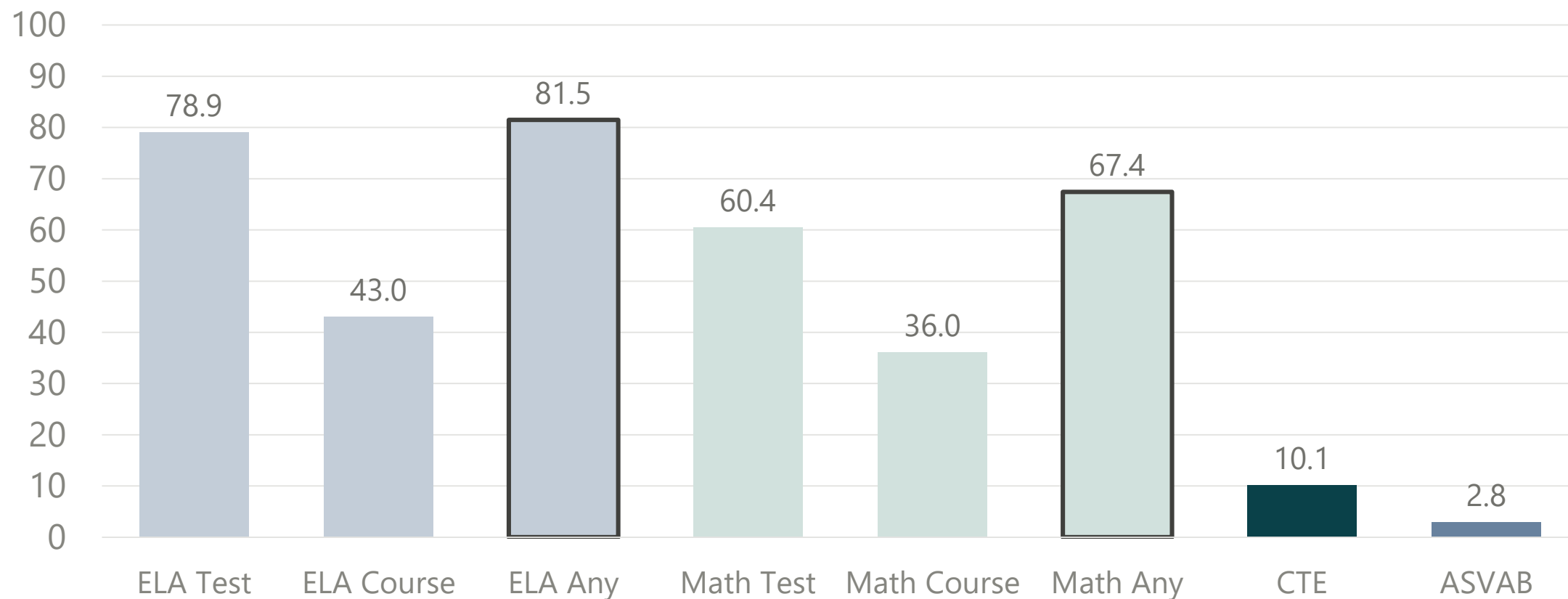
- Students are counted in every pathway they complete. There is no data hierarchy assigned by OSPI.
- OSPI reflects the data that has been received through data sources; and the data is not compared to what is in a student's HSBP, nor does OSPI determine whether a student graduates.
- Preliminary pathway data includes 2019–20 data only. It does not include 2020–21 data.
- Students are only counted in pathways where completion criteria are met; if student was in progress, they are not reflected in data.

Pathways: routes taken by Class of 2020



Percent of Class of 2020 to achieve a particular pathway. Students may be in multiple columns.

Pathways Groupings



These data combine pathways by type. For example, 78.9 percent of students met *at least one* ELA test (Smarter Balanced or SAT or AP, etc.). Similarly, 81.5% of students met at least one ELA pathway, which could be either a test or a course.

ELA Pathways by Student Group

	% ELA State Test	% ELA Bridge	% ELA Dual Credit	% ELA AP Test	% ELA AP Course	% ELA IB Test	% ELA IB Course	% ELA Cambridge	% ELA SAT	% ELA ACT
All Students	77.2	3.2	18.7	12.6	26.1	0.0	3.5	0.1	23.6	0.3
American Indian or Alaska Native	57.4	5.2	10.8	2.5	11.0	0.0	1.1	0.0	9.6	0.3
Asian	86.0	2.7	27.3	28.0	46.0	0.1	9.4	0.1	47.5	0.2
Black or African American	60.1	5.8	14.8	5.1	21.0	0.0	7.2	0.1	28.8	0.4
White	82.5	2.2	19.7	14.6	27.6	0.0	2.4	0.1	23.1	0.3
Hispanic or Latino	66.3	4.8	15.0	4.1	16.4	0.0	3.4	0.0	14.5	0.3
Native Hawaiian / Pacific Islander	57.3	8.9	8.7	2.9	18.8	0.0	4.2	0.3	22.7	0.5
2 or more races	79.1	3.0	18.0	14.4	30.0	0.0	3.8	0.1	27.9	0.4
Students with disabilities	34.9	2.7	4.2	0.8	4.2	0.0	1.3	0.0	5.8	0.1
Low Income	67.0	4.6	13.8	4.1	15.9	0.0	3.1	0.0	16.8	0.3
English Learner	34.7	8.3	8.6	1.3	8.1	0.0	3.5	0.0	9.7	0.5
Female	81.2	3.0	22.5	14.5	30.4	0.0	3.8	0.1	26.5	0.4
Male	73.4	3.3	15.0	10.8	22.1	0.0	3.2	0.1	20.9	0.2

Math Pathways by Student Group

	% Math State Test	% Math Bridge	% Math Dual Credit	% Math AP Test	% Math AP Course	% Math IB Test	% Math IB Course	% Math Cambridge	% Math SAT	% Math ACT
All Students	52.5	6.3	19.6	6.4	13.5	0.0	2.5	0.1	33.1	1.4
American Indian or Alaska Native	28.5	9.0	8.8	0.9	4.5	0.0	0.7	0.0	12.7	1.5
Asian	74.8	4.0	32.4	21.9	34.3	0.1	8.3	0.1	58.4	0.7
Black or African American	27.9	10.0	13.7	1.4	6.4	0.0	3.4	0.1	29.2	1.6
White	60.1	4.9	20.9	6.8	14.4	0.0	1.8	0.1	35.5	1.3
Hispanic or Latino	33.0	9.5	13.6	1.3	5.5	0.0	2.0	0.0	19.1	1.7
Native Hawaiian / Pacific Islander	29.6	11.9	11.3	1.2	4.7	0.0	2.9	0.3	24.1	1.5
2 or more races	53.8	5.9	20.7	7.2	15.7	0.0	2.6	0.1	37.4	1.3
Students with disabilities	15.9	2.9	5.6	0.6	1.7	0.0	0.3	0.0	6.0	0.7
Low Income	35.6	8.2	13.1	1.5	5.6	0.0	1.7	0.0	20.6	1.3
English Learner	15.5	9.9	9.4	1.3	3.5	0.0	1.5	0.0	11.6	1.3
Female	53.4	6.9	21.3	6.1	13.0	0.0	2.7	0.1	36.4	1.6
Male	51.7	5.8	18.0	6.8	14.0	0.0	2.3	0.1	30.0	1.2

CTE and ASVAB Pathways by Student Group

Student Group	% CTE Grad Pathway	% ASVAB
All Students	10.0	2.8
American Indian or Alaska Native	6.3	3.5
Asian	10.4	1.2
Black or African American	6.7	1.7
White	10.2	3.1
Hispanic or Latino	10.4	3.0
Native Hawaiian or Other Pacific Islander	8.4	2.5
2 or more races	9.8	3.1
Students with disabilities	11.0	1.5
Low Income	9.4	3.3
English Learner	9.0	1.4
Female	8.9	2.3
Male	11.1	3.3

Expedited Assessment Appeals (waiver) Class of 2020

Math (only)	ELA (only)	Both Math and ELA	TOTAL # Students
5,289	614	3,078	8,981

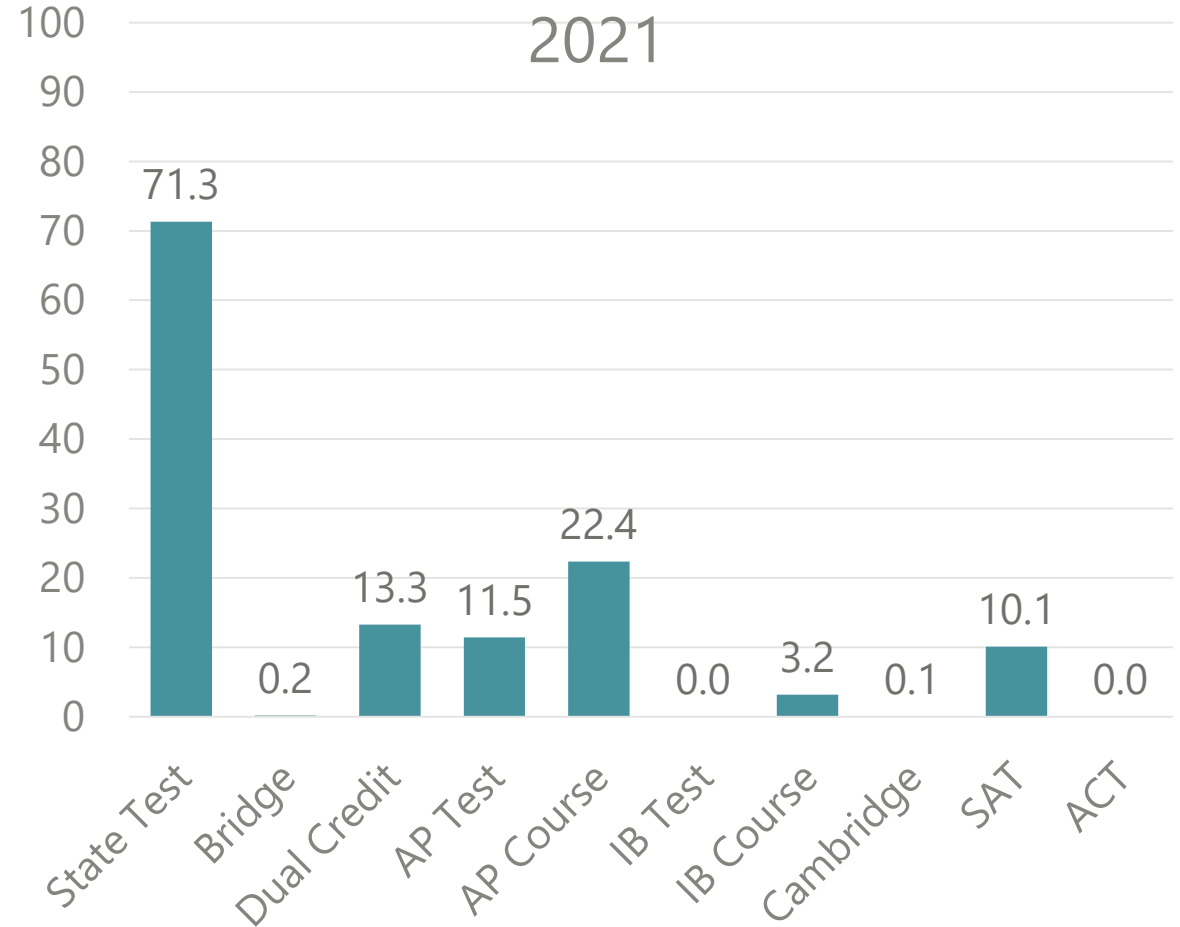
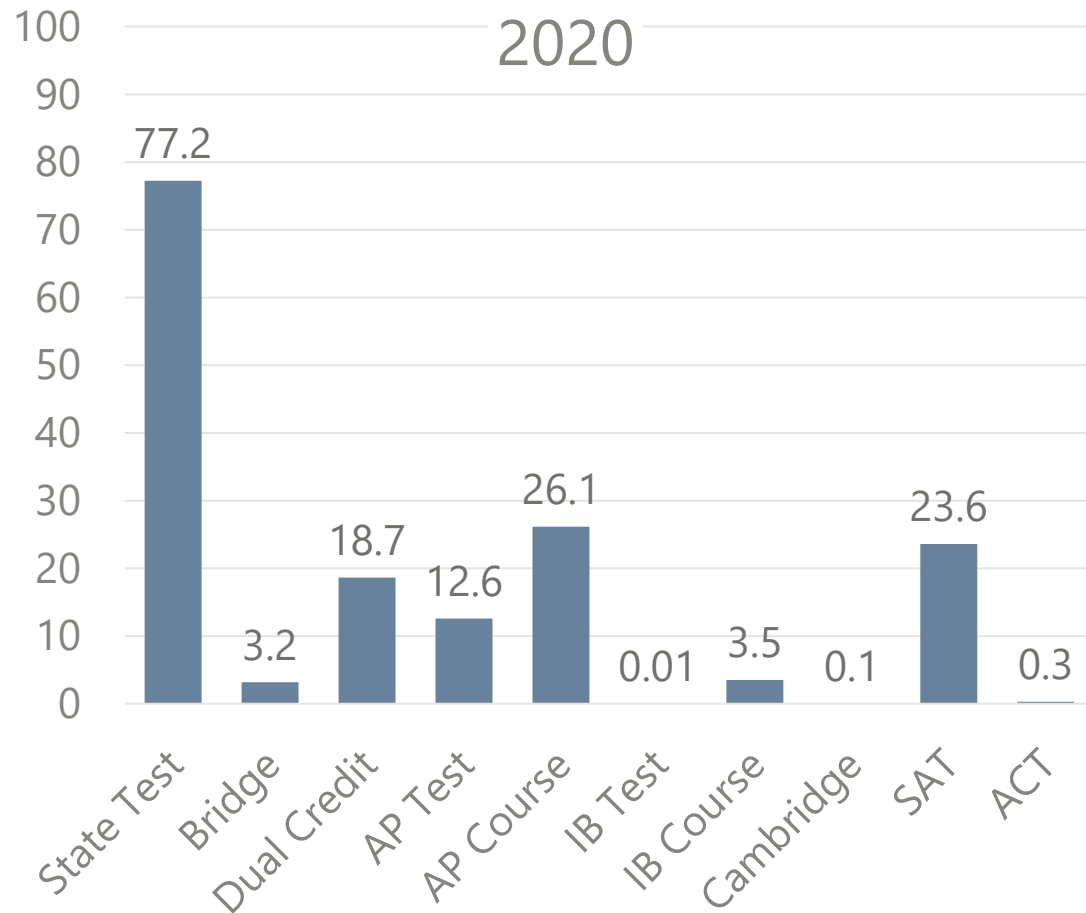
Expedited Assessment Appeals (waiver) by Student Group (Class of 2020)

Student Group	% with ELA EAA	% with Math EAA
American Indian or Alaska Native	7.7%	14.3%
Asian	3.6%	5.3%
Black or African American	10.2%	18.3%
White	2.5%	7.1%
Hispanic or Latino	7.8%	16.2%
Native Hawaiian or Other Pacific Islander	12.0%	18.9%
2 or more races	3.6%	9.2%
English learners	18.2%	24.2%
Students with disabilities	9.0%	14.1%
Low-income	6.8%	14.4%

Graduation Pathways

Class of **2021**

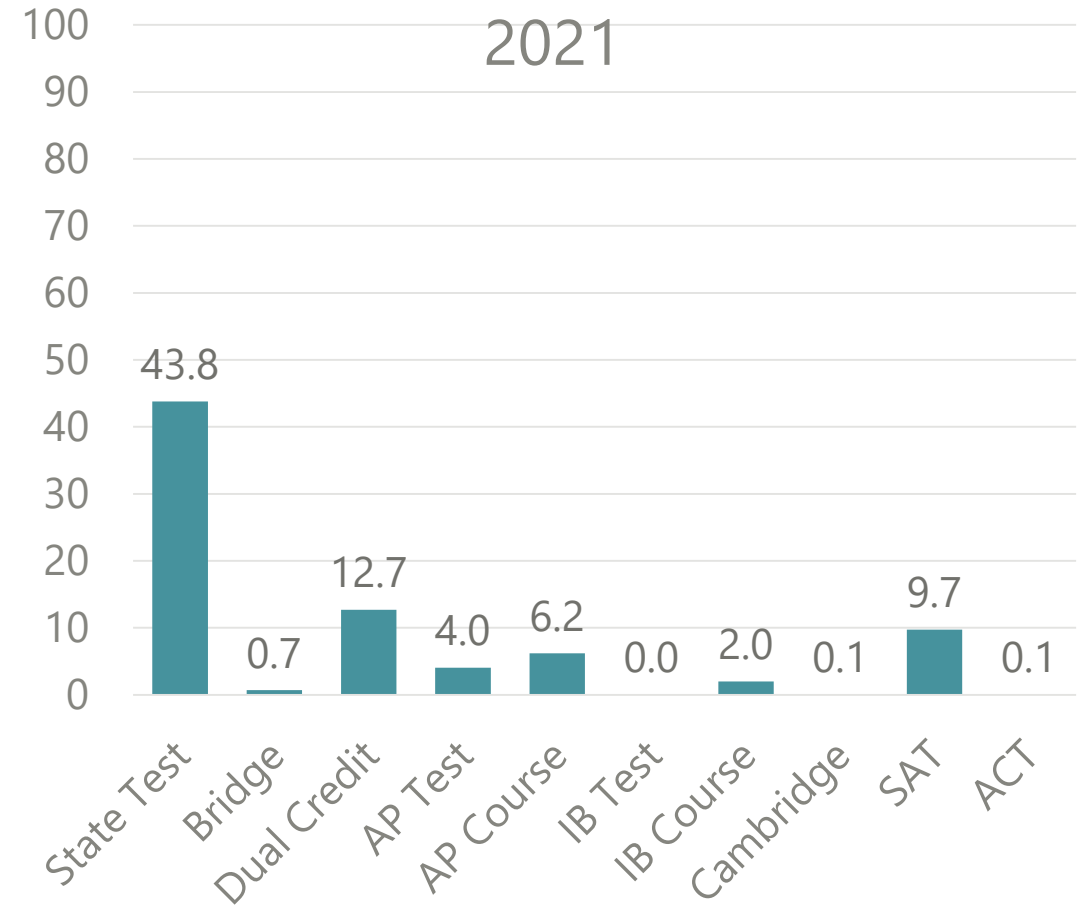
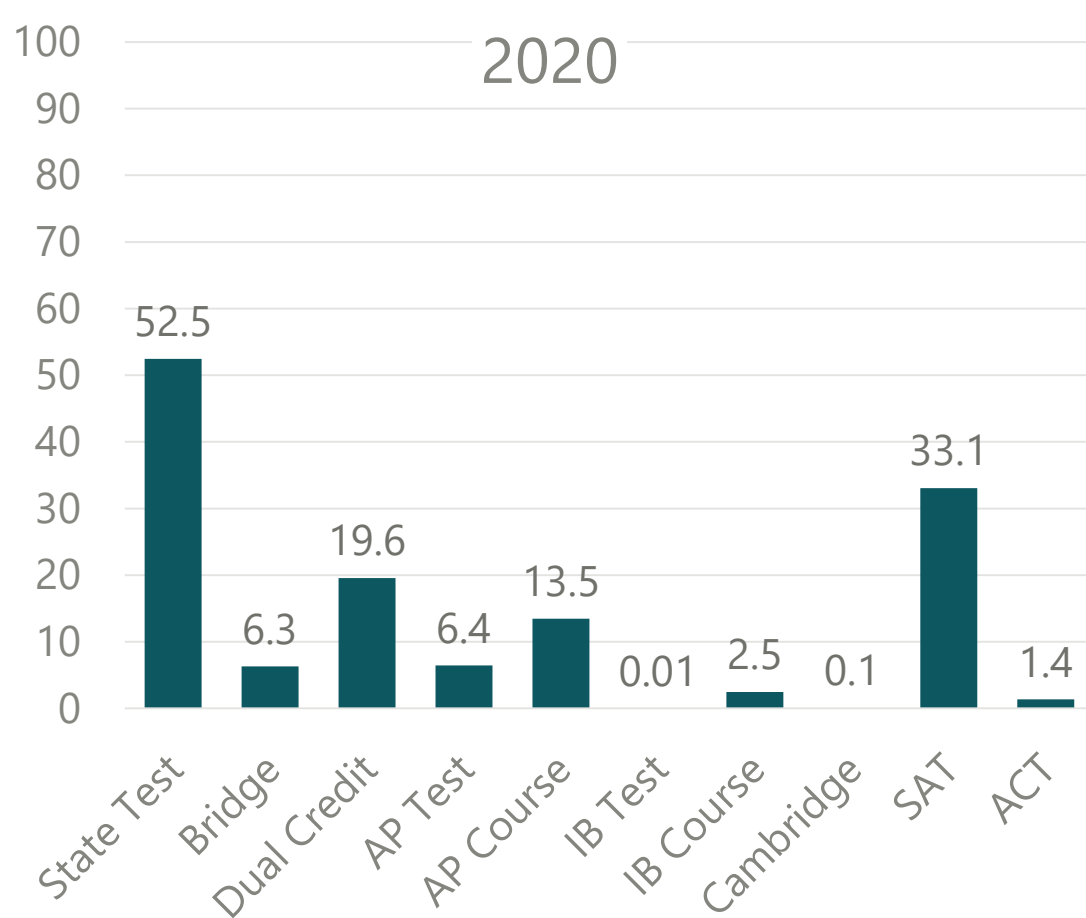
ELA-Related Pathways: Classes of 2020 and 2021



Percent of Class to achieve a particular pathway. Students may be in multiple columns.



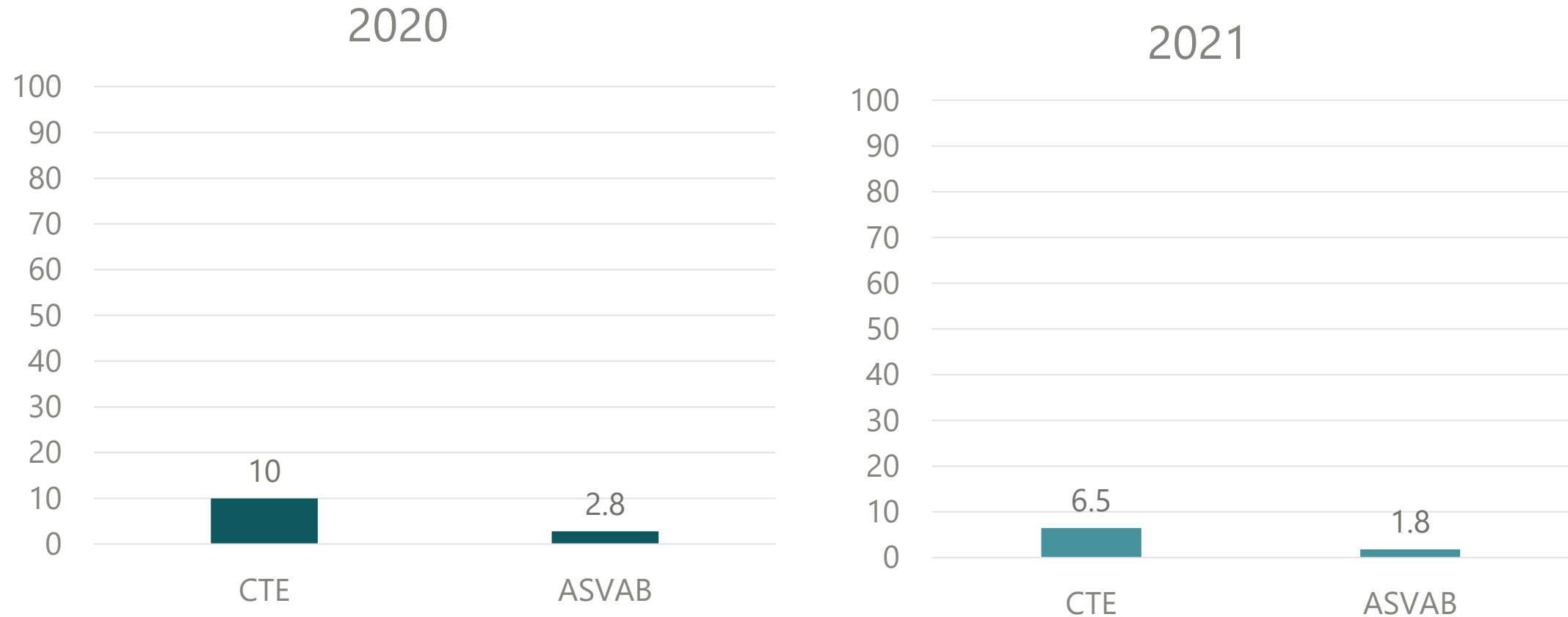
Math-Related Pathways: Classes of 2020 and 2021



Percent of Class to achieve a particular pathway. Students may be in multiple columns.



CTE and ASVAB Pathways: Classes of 2020 and 2021



*Percent of Class to achieve CTE or ASVAB pathways. *Does not include any 20-21 data*



Pathway Data Sources

- The data source for course-based pathways is CEDARS.
- Data sources for assessments include: College Board, ACT, IB, Cambridge, OSPI (Smarter Balanced and WA-AIM).
- ASVAB scores are reported by the district to OSPI.

Questions and Feedback

- Use the chat box to submit any questions you still have related to graduation pathway data.

Please use
the chat
box!



Partner Updates

Parker Teed, State Board of Education

Basic Education Manager



Questions and Feedback

- Use the chat box to submit any questions you have related to State Board of Education Rulemaking Process or current rules in consideration.

Please use
the chat
box!



From CCI Learning


Multiple Programs License Renewal – IMPERATIVE.

- Many of you have begun testing already and can attest to the delay not having this agreement signed can cause.
- Please double check your Multiple Programs agreement status so that your testing experience is as smooth as possible!

From CCI Learning, cont.

- Log in to www.certiport.com and **RENEW** your legislatively funded Multiple Programs license.
 - Login to www.certiport.com
 - Change role at the top of the page to **Organization Administrator**
 - HOVER over **My Certiport**
 - Select **License**
 - If the **RENEW** button is to the right of Multiple Programs, click it and scroll below the PDF window to type your name in entry box as seen below the entry box
 - If it is not there, make a note in your calendar of your expiration date and renew then
 - Click **ACCEPT** at the bottom right
 - If you have questions, please contact Kathy at kschmit@ccilearning.com

Celebrations – Share Via Chat



SkillsUSA Washington Digital Cinema Production team wins!

- The Vancouver School of Arts and Academics team entered and won the National contest sponsored by SkillsUSA and Sneak On the Lot.
- The prompt was to use look at 3 films from Alfred Hitchcock - Rope, Rear Window and North by Northwest, and use that as inspiration.
- The film, "[Neighborhood Watch](#)" was shot and edited over the week of June 22–26 by Cassy Akimseu-Arnold, Timo Isreb, Nathan Keldsen, Ian MacDonald and Natalie McNulty.

Professional Development Opportunities

Upcoming CTE Professional Development

Wednesday, October 28

- 1–3 pm: Computer Science Course Equivalency (Lisa Fish)*

Wednesday, November 4

- 9–11 am: Climate Science Course Equivalency (Lisa Fish)*
- 3:30–5:30 pm: Lean & Safety in Practice (Angie Mason-Smith)*

Tuesday, November 17

- 3-4 pm: MOA Civil Rights and Equal Access to CTE Technical Assistance (Deifi Stolz)

Wednesday, November 18

- 3:30–5:30 pm: How to Turn Your Program Into Well Lit Pathways for Students (Angie Mason-Smith)*

****Clock Hours Available***

Partner PD Opportunities

October 25–27

- WA FCS Annual Conference, Virtual

October 27–29

- National FFA Convention, Virtual

October 27–31

- National Health Science Conference, Virtual

November 17–18

- Fall WA-ACTE Conference, Virtual

Questions and Feedback

- Use the chat box to submit any questions you still have or topics you'd like covered in upcoming meetings.

Please use
the chat
box!



Next CTE Check-In

Friday, November 20
12–1 pm
See you then!



Washington Office of Superintendent of
PUBLIC INSTRUCTION

Connect with us!



k12.wa.us



facebook.com/waospi



twitter.com/waospi



youtube.com/waospi



medium.com/waospi



linkedin.com/company/waospi