

2009-10 Implementation Verification Report for Assessments Administered in Social Studies, the Arts, and Health and Fitness

K-12 Assessment Reporting Results		
Participation	# of All Districts*	% of All Districts*
Report Submitted	268	90.24%
No Report Submitted	29	9.76%
Total Districts*	297	100.00%

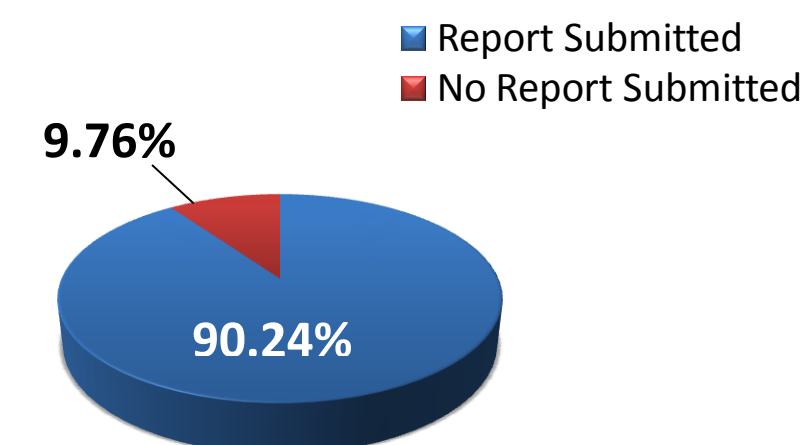
* Total numbers include two additional education institutions

Districts without Elementary, Middle or High Schools	# of All Districts*	% of All Districts*
Number of districts that do not have an Elementary School	1	0.37%
Number of districts that do not have a Middle School	12	4.48%
Number of districts that do not have a High School	36	13.43%
Total Districts Reporting*	268	

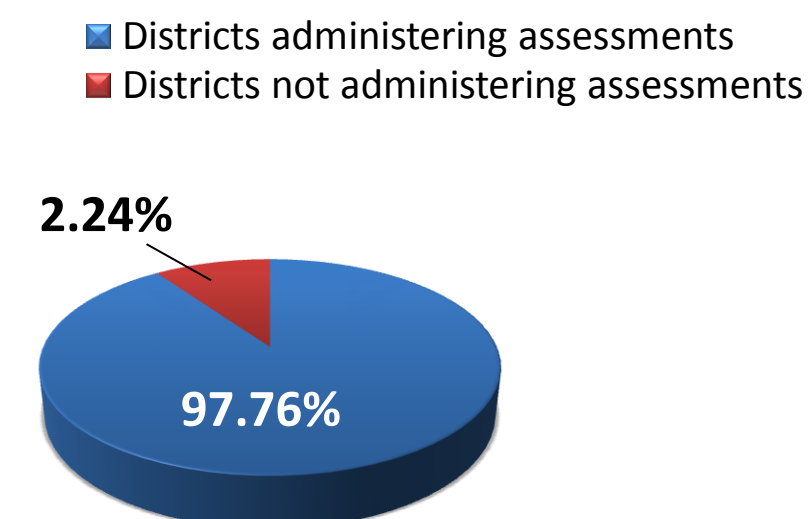
K-12 The Arts Results		
Participation	# of All Districts*	% of All Districts*
Assessments Used for Elementary School	252	93.23%
Did not complete Elementary School Assessments for The Arts	9	6.77%
Total of Elementary School Districts	261	100.00%
Assessments Used for Middle School	236	97.66%
Did not complete Middle School Assessments for The Arts	16	2.34%
Total of Middle School Districts	252	100.00%
Assessments Used for High School	222	99.13%
Did not complete High School Assessments for The Arts	7	0.87%
Total of High School Districts	229	100.00%

Optional Data Results		
Of the Districts* that Used Assessments:	# of Districts*	% of Districts*
Reported Optional Details**	216	82.44%
Did Not Report Optional Details	46	17.56%
Total Districts*	262	100.00%

Assessments Reported in Social Studies, The Arts, Health and Fitness



The Arts Assessments

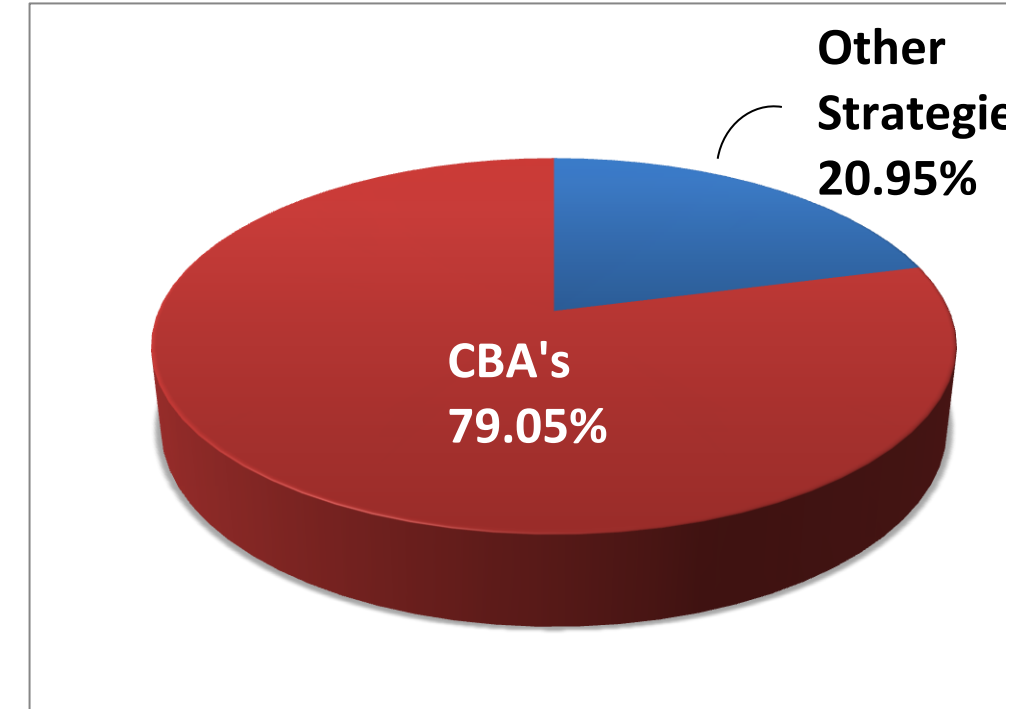
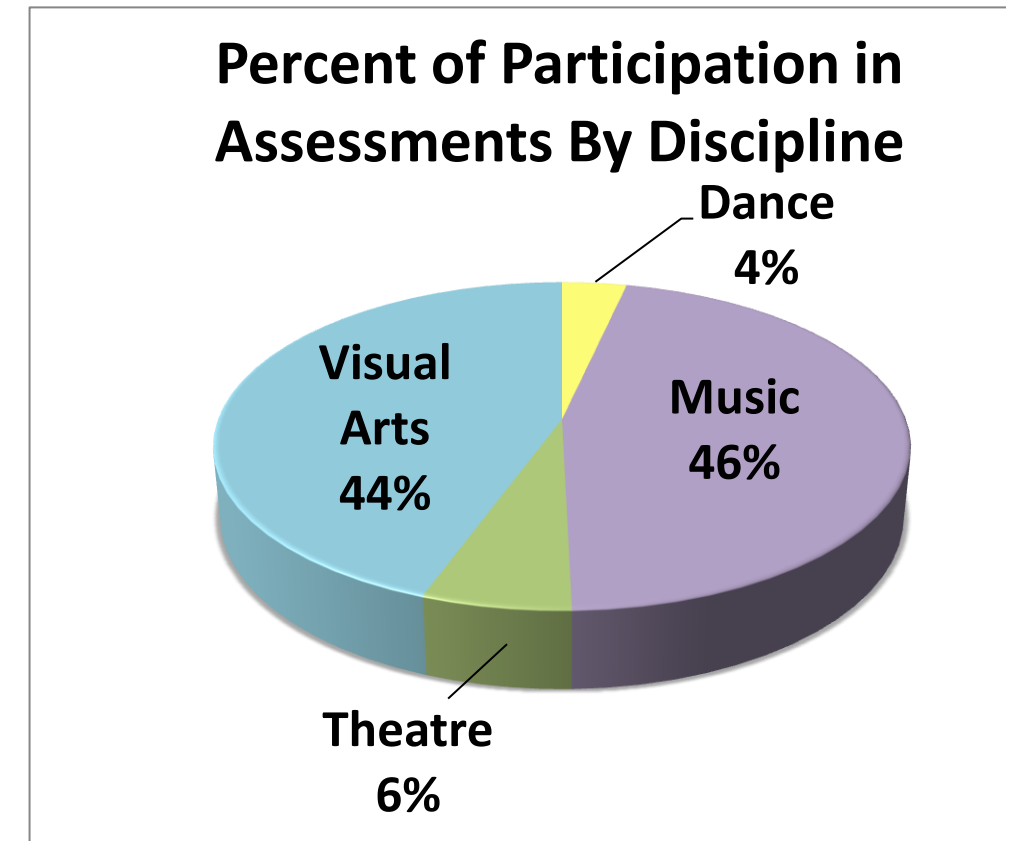


Optional District* Reporting of Assessments Administered (including state-developed Classroom Based Assessments and Classroom Based Performance Assessments in the Arts)

Assessments	# of Districts Who Gave Each Assessment	% of Districts Who Gave Each Assessment	# of Assessments Given	% of Assessments Given
Arts Elem Wild Weather Total	6	2.78%	828	0.39%
Arts Elem Poetry Total	6	2.78%	901	0.42%
Arts Elem Shape It Total	7	3.24%	372	0.17%
Arts Elem Dancing Art Total	4	1.85%	146	0.07%
Arts Elem Dancing Diff Total	3	1.39%	184	0.09%
Arts Elem Ywarm Up Total	4	1.85%	104	0.05%
Arts Elem Wild Weather 08 Total	1	0.46%	72	0.03%
Arts Elem Poetry 08 Total	0	0.00%	-	0.00%
Arts Elem Dancing Art 08 Total	1	0.46%	59	0.03%
Rev Adapt CBPA Dance Total	4	1.85%	259	0.12%
Arts Elem Dance Other Strategies Total	13	6.02%	1,513	0.71%
Arts Elem Zoo Tunes Total	30	13.89%	2,835	1.33%
Arts Elem What A Find Total	71	32.87%	14,988	7.05%
Arts Elem All Star Cast Total	20	9.26%	2,241	1.05%
Arts Elem Cartoon Total	36	16.67%	9,875	4.64%
Arts Elem Come To The Fair Total	36	16.67%	6,101	2.87%
Arts Elem Zoo Tunes 08 Total	19	8.80%	2,095	0.99%
Arts Elem What A Find 08 Total	32	14.81%	5,342	2.51%
Arts Elem Come To The Fair 08 Total	15	6.94%	2,078	0.98%
Arts Elem Musical Friends Total	8	3.70%	630	0.30%
Arts Elem Cat Food Total	10	4.63%	1,303	0.61%
Arts Elem Concert Time Total	8	3.70%	931	0.44%
Arts Elem Video Game Tunes Total	1	0.46%	-	0.00%
Rev Adapt CBPA Music Total	23	10.65%	3,132	1.47%
Arts Elem Music Other Strategies Total	36	16.67%	5,287	2.49%
Arts Elem Center Stage Total	8	3.70%	386	0.18%
Arts Elem Sister City Total	2	0.93%	94	0.04%
Arts Elem What Problem Total	3	1.39%	177	0.08%
Arts Elem Rhyme Time Total	5	2.31%	221	0.10%
Arts Elem Center Stage 08 Total	5	2.31%	75	0.04%
Arts Elem Sister City 08 Total	2	0.93%	90	0.04%
Arts Elem What Problem 08 Total	1	0.46%	-	0.00%
Arts Elem Good Sport 08 Total	3	1.39%	59	0.03%
Arts Elem Rhyme Time 08 Total	1	0.46%	-	0.00%
Rev Adapt CBPA Theatre Total	5	2.31%	433	0.20%
Arts Elem Theatre Other Strategies Total	16	7.41%	1,390	0.65%
Arts Elem Got It Covered Total	15	6.94%	2,620	1.23%
Arts Elem Shoe Drawing Total	33	15.28%	3,754	1.77%
Arts Elem Postcard Total	12	5.56%	930	0.44%
Arts Elem New Mascot Total	3	1.39%	79	0.04%
Arts Elem All About Us Total	3	1.39%	85	0.04%
Arts Elem Shoe Drawing 08 Total	16	7.41%	4,141	1.95%
Arts Elem Aquarium Tiles Total	10	4.63%	793	0.37%
Arts Elem Souvenir Sculpture Total	5	2.31%	212	0.10%
Rev Adapt CBPA Visual Arts Total	16	7.41%	2,591	1.22%
Arts Elem Visual Arts Other Strategies Total	27	12.50%	10,747	5.05%
Arts Elementary Grand Total	203			
Arts MS Moving Poetry Total	4	1.85%	485	0.23%
Arts MS Choreograph Commercial Total	0	0.00%	-	0.00%
Arts MS Moving Masterpieces Total	2	0.93%	118	0.06%
Arts MS Dance Critic Total	1	0.46%	67	0.03%
Arts MS Dance Expert Total	3	1.39%	371	0.17%
Arts MS Moving Poetry 08 Total	3	1.39%	90	0.04%
Arts MS Moving Masterpieces 08 Total	0	0.00%	-	0.00%
Arts MS Start Right 08 Total	2	0.93%	187	0.09%

School Level	# of Assessments	% of Assessments
Elementary	90,153	42.40%
Middle	54,912	25.83%
High	67,556	31.77%
Total	212,621	100.00%

Discipline	# of Assessments	% of Assessments
Dance	7,453	4%
Music	98038	46%
Theatre	12696	6%
Visual Arts	94434	44%
Total	212,621	100.00%



Rev Adapt CBPA MS Dance Total	2	0.93%	199	0.09%
Arts MS Dance Other Strategies Total	6	2.78%	383	0.18%
Arts MS All Stars Total	42	19.44%	3,394	1.60%
Arts MS Bubble Gum Jingle Total	19	8.80%	1,008	0.47%
Arts MS Roller Coaster Total	13	6.02%	374	0.18%
Arts MS Music Review Total	34	15.74%	2,820	1.33%
Arts MS Stepping Rhythm Total	38	17.59%	4,431	2.08%
Arts MS All Stars 08 Total	16	7.41%	877	0.41%
Arts MS Bubble Gum 08 Total	17	7.87%	833	0.39%
Arts MS Music Festival Total	38	17.59%	2,257	1.06%
Arts MS Music Festival Solo Total	15	6.94%	338	0.16%
Arts MS Roller Coaster 08 Total	7	3.24%	441	0.21%
Arts MS Pit Orchestra Total	16	7.41%	903	0.42%
Arts MS Musical Friends Total	0	0.00%	-	0.00%
Rev Adapt CBPA MS Music Total	24	11.11%	1,549	0.73%
Arts MS Music Other Strategies Total	38	17.59%	4,771	2.24%
Arts MS Animal Crackers Total	6	2.78%	260	0.12%
Arts MS Campfire Story Total	2	0.93%	36	0.02%
Arts MS Get A Job Total	6	2.78%	302	0.14%
Arts MS SOS Total	0	0.00%	-	0.00%
Arts MS Lights Camera Action Total	3	1.39%	241	0.11%
Arts MS Animal Crackers 08 Total	2	0.93%	86	0.04%
Arts MS Thinking 08 Total	8	3.70%	435	0.20%
Arts MS Poetry Month 08 Total	5	2.31%	1,148	0.54%
Arts MS Silent Movie Total	6	2.78%	270	0.13%
Arts MS Star Power Total	8	3.70%	454	0.21%
Arts MS Make Em Laugh Total	0	0.00%	-	0.00%
Rev Adapt CBPA MS Theatre Total	5	2.31%	266	0.13%
Arts MS Theatre Other Strategies Total	15	6.94%	978	0.46%
Arts MS The Real You Total	45	20.83%	5,801	2.73%
Arts MS Endangered Nest Total	36	16.67%	2,277	1.07%
Arts MS Earth Day Total	12	5.56%	915	0.43%
Arts MS Sculptures Total	22	10.19%	1,297	0.61%
Arts MS Teen Sandwich Hub Total	23	10.65%	2,612	1.23%
Arts MS Life In Wildlife Total	24	11.11%	1,868	0.88%
Arts MS Endangered Nest 08 Total	10	4.63%	494	0.23%
Arts MS Sculptures 08 Total	9	4.17%	684	0.32%
Arts MS Teen Architects 08 Total	2	0.93%	126	0.06%
Rev Adapt CBPA MS VisArts Total	22	10.19%	3,021	1.42%
Arts MS Visual Arts Other Strategies Total	35	16.20%	5,445	2.56%
Arts MS Grand Total	193			0.00%
Arts HS The Audition Total	6	2.78%	590	0.28%
Arts HS Poetry And Performance Total	1	0.46%	18	0.01%
Arts HS Youth Arts Total	2	0.93%	108	0.05%
Arts HS World Dance Cultures Total	3	1.39%	128	0.06%
Arts HS Art In Action Total	1	0.46%	20	0.01%
Arts HS Moving Toward Alignment 08 Total	3	1.39%	66	0.03%
Arts HS The Audition 08 Total	1	0.46%	24	0.01%
Rev Adapt CBPA HS Dance Total	1	0.46%	80	0.04%
Arts HS Dance Other Strategies Total	2	0.93%	81	0.04%
Arts HS Melody Of Dreams Total	22	10.19%	1,083	0.51%
Arts HS Festival Time Total	4	1.85%	44	0.02%
Arts HS Prime Time TV Total	50	23.15%	3,472	1.63%
Arts HS Sounds Of Music Total	25	11.57%	1,390	0.65%
Arts HS World Class All Stars Total	5	2.31%	140	0.07%
Documentary Theme Song 08 Total	23	10.65%	1,033	0.49%
Arts HS Music Festival 08 Total	16	7.41%	894	0.42%
Arts HS Melody Of Dreams 08 Total	18	8.33%	850	0.40%
Arts HS Sounds Of Music 08 Total	32	14.81%	1,937	0.91%
Arts HS Music Festival Total	14	6.48%	440	0.21%

Arts HS Pit Orchestra 08 Total	2	0.93%	20	0.01%
Rev Adapt CBPA HS Music Total	31	14.35%	2,003	0.94%
Arts HS Music Other Strategies Total	31	14.35%	3,898	1.83%
Arts HS Pantomime Total	13	6.02%	565	0.27%
Arts HS Youre History Total	9	4.17%	304	0.14%
Arts HS Comedy Tonight Total	10	4.63%	385	0.18%
Arts HS Getting The Part Total	25	11.57%	1,128	0.53%
Arts HS Speaking Total	8	3.70%	309	0.15%
Arts HS The Play 08 Total	10	4.63%	218	0.10%
Arts HS Pantomime 08 Total	6	2.78%	146	0.07%
Arts HS Youre History 08 Total	9	4.17%	304	0.14%
Arts HS On The Spot Total	17	7.87%	783	0.37%
Arts HS Getting The Part 08 Total	7	3.24%	155	0.07%
Arts HS Speaking 08 Total	4	1.85%	169	0.08%
Arts HS Make Em Laugh Total	1	0.46%	-	0.00%
Arts HS Writing Issue Total	3	1.39%	54	0.03%
Rev Adapt CBPA HS Theatre Total	11	5.09%	374	0.18%
Arts HS Theatre Other Strategies Total	13	6.02%	401	0.19%
Arts HS Vegetarian Total	74	34.26%	10,799	5.08%
Arts HS Earth Club Total	25	11.57%	2,879	1.35%
Arts HS Cartoon Comments Total	13	6.02%	775	0.36%
Arts HS Perfect Gift Total	22	10.19%	1,636	0.77%
Arts HS Picture This Total	14	6.48%	1,369	0.64%
Arts HS Zoo Mug Total	60	27.78%	5,734	2.70%
Arts HS Snack Time 08 Total	29	13.43%	2,554	1.20%
Arts HS Vegetarian 08 Total	32	14.81%	3,137	1.48%
Arts HS Comp Curv Vessel Total	4	1.85%	292	0.14%
Arts HS Remembrance Jewelry Total	2	0.93%	56	0.03%
Arts HS Themed Jewelry Total	1	0.46%	-	0.00%
Arts HS Animation Creation Total	3	1.39%	40	0.02%
Rev Adapt CBPA HS Visuals Arts Total	37	17.13%	5,017	2.36%
Arts HS Visual Arts Other Strategies Total	43	19.91%	9,654	4.54%
Arts HS Grand Total	184			
Total number of Other Strategies Reported			44,548	20.95%
Total number of CBA's Reported			168,073	79.05%
Total # of Assessment Details Reported			212,621	100%
Total Districts who Reported Details*	216			

**Some Districts Reported Multiple Assessments