

# 2010-11 Safety Net Year End Review and a little bit more



OSPI/WASA Special Education Conference  
Hotel Murano  
Tacoma, Washington  
August 4, 2011

# Disclaimer

---

The opinions and positions expressed herein are not intended to ensure compliance with any particular law or regulation pertaining to the provision of educational services for eligible students. This presentation and/or materials should be viewed and applied by users according to their specific needs. This presentation and/or materials represent the views of the presenter(s) regarding what constitutes preferred practice based on research available at the time of this publication. The presentation and/or materials should be used as guidance. Any references specific to any particular education product are illustrative, and do not imply endorsement of these products by OSPI, or to the exclusion of other products that are not referenced in the presentation materials. OSPI, Special Education, is not responsible for the content of those educational product(s) referenced in this presentation.

Douglas H. Gill, Ed.D.,  
Director, Special Education

# Safety Net

---

## Program Description

# Safety Net Authorization

---

- Safety Net funding is a combination of state and federal funding appropriated by the Legislature for districts with demonstrated capacity for supplemental special education funding.
- The amount of state and federal funding appropriated for Safety Net can be found in Section 507 of the Appropriations Act.

# Safety Net Requirements

---

- When determining capacity for funding, costs attributable to district philosophy, service delivery, and accounting practices are not considered.

# Safety Net Requirements

---

- Safety net funds are awarded by the state Safety Net Oversight Committee subject to a **convincing** demonstration that:
  - ✓ All legitimate expenditures for special education exceed all available revenue from state and federal sources in the current school year.

Source: Appropriations Act, Section 507

# Safety Net Requirements

---

- District is maximizing its access to all state and federal revenues related to services for special education-eligible students including:

➤ IDEA	➤ Medicaid
➤ Federal Impact Aid	➤ ARRA IDEA B
➤ Special Purpose Grants	➤ Other forms of revenue

# Funding criteria

---

- State and federal safety net funding is an annual grant application.
- Safety net is not an entitlement.

# Safety Net Requirements

---

- Funding is provided for resident students only. (See WAC 392-140-602 for a definition of resident students.)
- Safety net funding is for the excess cost of special education students as defined by RCW 28A.150.390, 34 CFR § 300.16 and Appendix A, and WAC 392-172A-01075 (Excess Cost Template).

# Safety Net Requirements

---

- Safety net funding may only be awarded for direct special education and related services demonstrated via a **properly formulated** and **quantifiable** IEP as defined in WAC 392-172A and/or **quantifiable** community impact factors.
- Safety net awards may be less than the amount of capacity demonstrated on Worksheet A.

2010-11

Year in Review

# 2010-11 High Need Applications

---

- During the 2010-11 school year, 92 school districts submitted 2,134 high need individual applications on behalf of special education students in Washington state.

# Funded High Need Awards

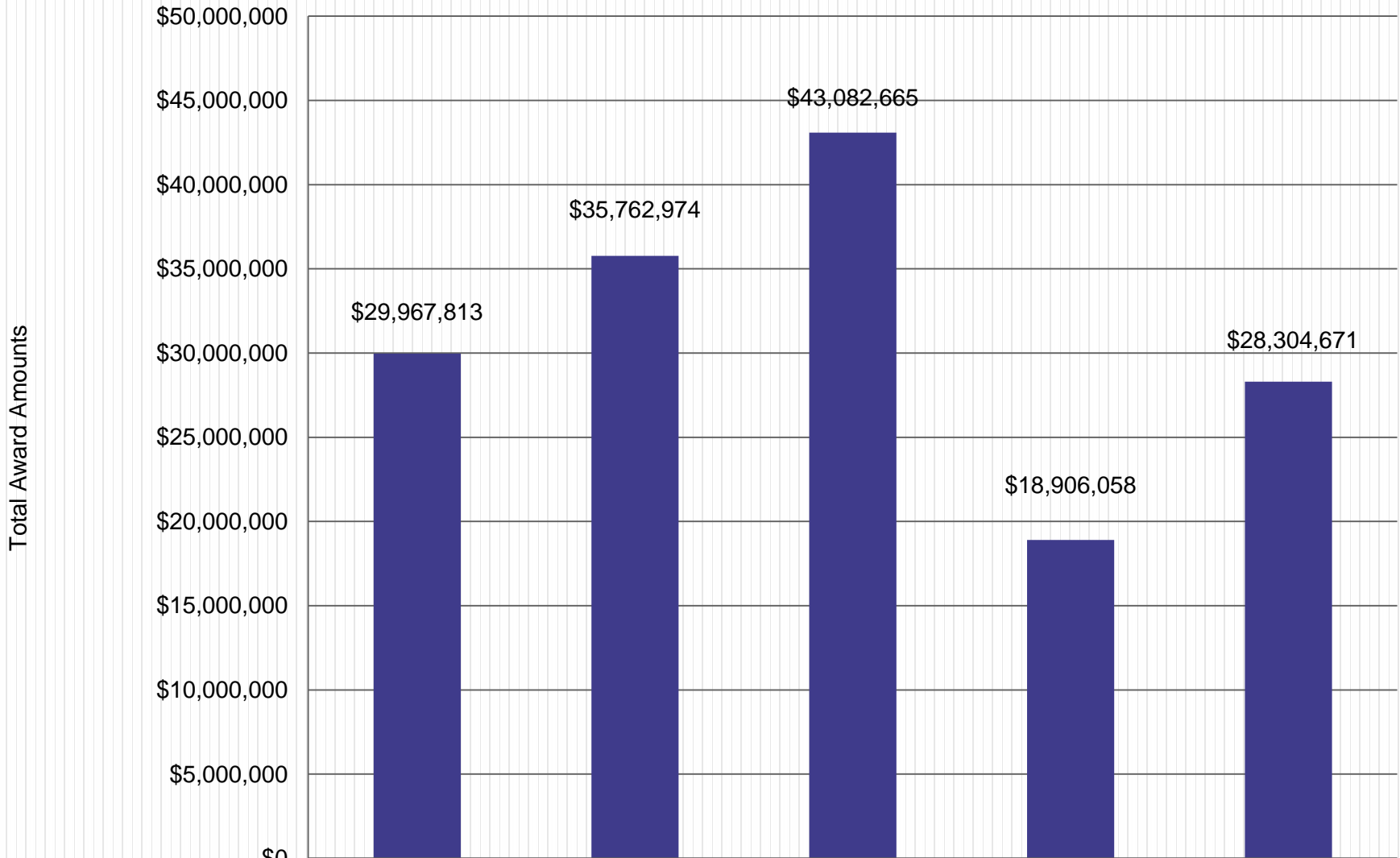
---

- 86.8% of the high need applications were funded.
- State Oversight Committee members reviewed and approved funding of 1,854\* high need individual applications.
- The total amount funded for high need students was \$28,304,671.
- The average award was \$15,267.

Data: 2010-11 Safety Net applications

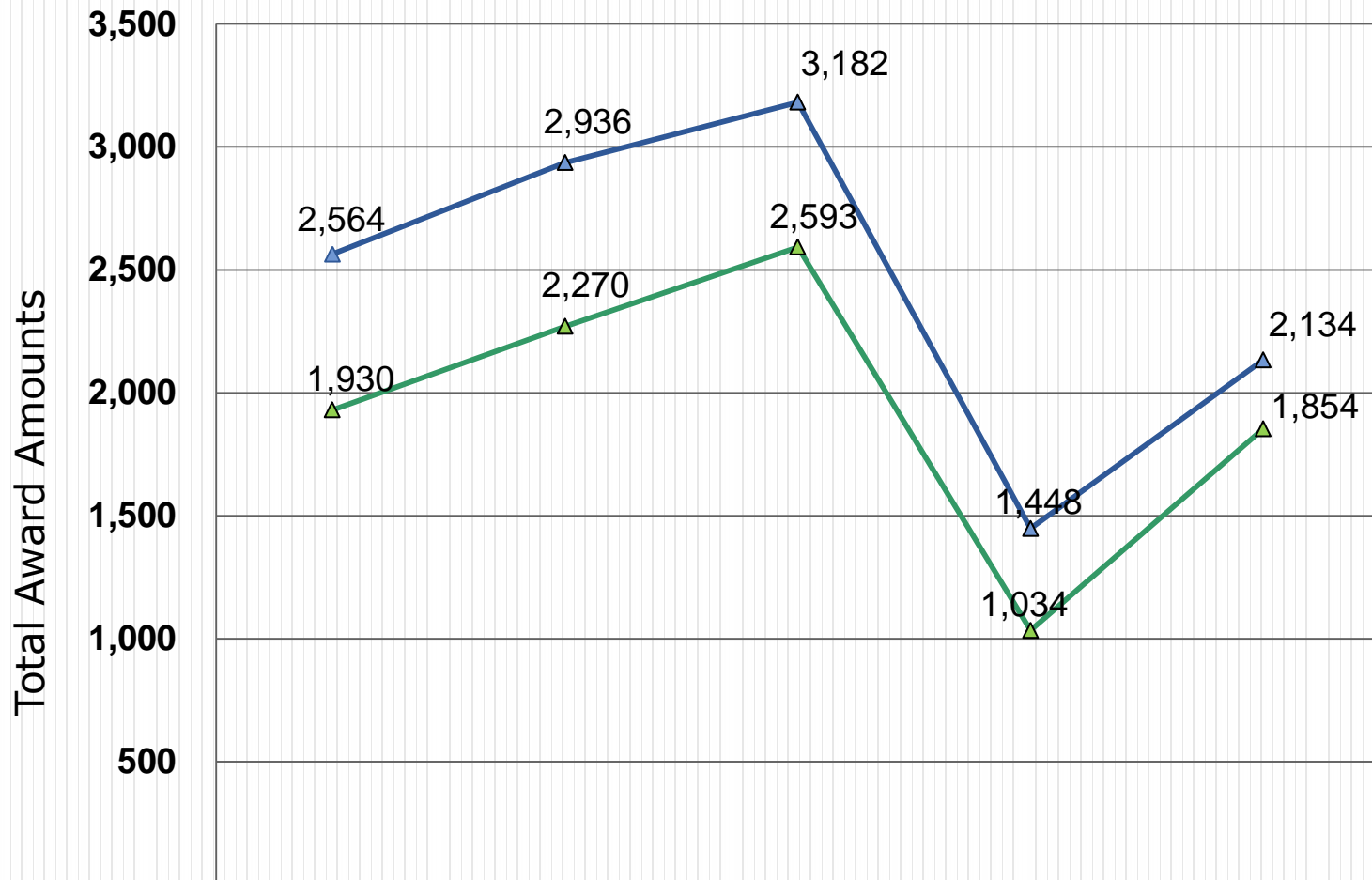
\*Total number of applications includes resubmittals and reconsiderations.

## Safety Net Awards and Growth Factors



	06-07	07-08	08-09	09-10*	10-11*
■ Amount Awarded	\$29,967,813	\$35,762,974	\$43,082,665	\$18,906,058	\$28,304,671
Amount Awarded Growth		19%	20%	-56%	49%

# Safety Net Awards Amounts and Growth Factors



	06-07	07-08	08-09	09-10*	10-11*
Applications Submitted	2,564	2,936	3,182	1,448	2,134
Applications Awarded	1,930	2,270	2,593	1,034	1,854
Percent of Applications Awarded	75%	77%	81%	71%	79%
Submitted Applications Growth*	19%	15%	8%	-54%	47%

\*ARRA influenced

# Funded High Need Individuals

Applications funded by disability category for 2010-11

Disability Category	Number of Awards	% of Funded Applications	Statewide SpEd Enrollment	% of Statewide SpEd Population
Autism	489	26%	8,598	6.72%
Multiple Disabilities	405	22%	2,697	2.11%
Health Impairments	312	17%	22,804	17.82%
Emotional/Behavioral Disability	164	9%	4,704	3.68%
Deafness	129	7%	394	0.31%
Intellectual Disability (MR)	112	6%	4,614	3.61%
Hearing Impairments	73	4%	917	0.72%
Developmental Delays	66	4%	16,288	12.73%
Orthopedic Impairments	44	2%	572	0.45%
Visual Impairments	27	1%	402	0.31%
Traumatic Brain Injury	13	<1%	340	0.27%
Specific Learning Disabilities	10	<1%	44,775	34.99%
Deaf-Blindness	10	<1%	29	0.02%
Communication Disorders	0	<1%	20,844	16.29%
Total	1,854		127,978	

# Requests Submitted to Safety Net in 2010-11

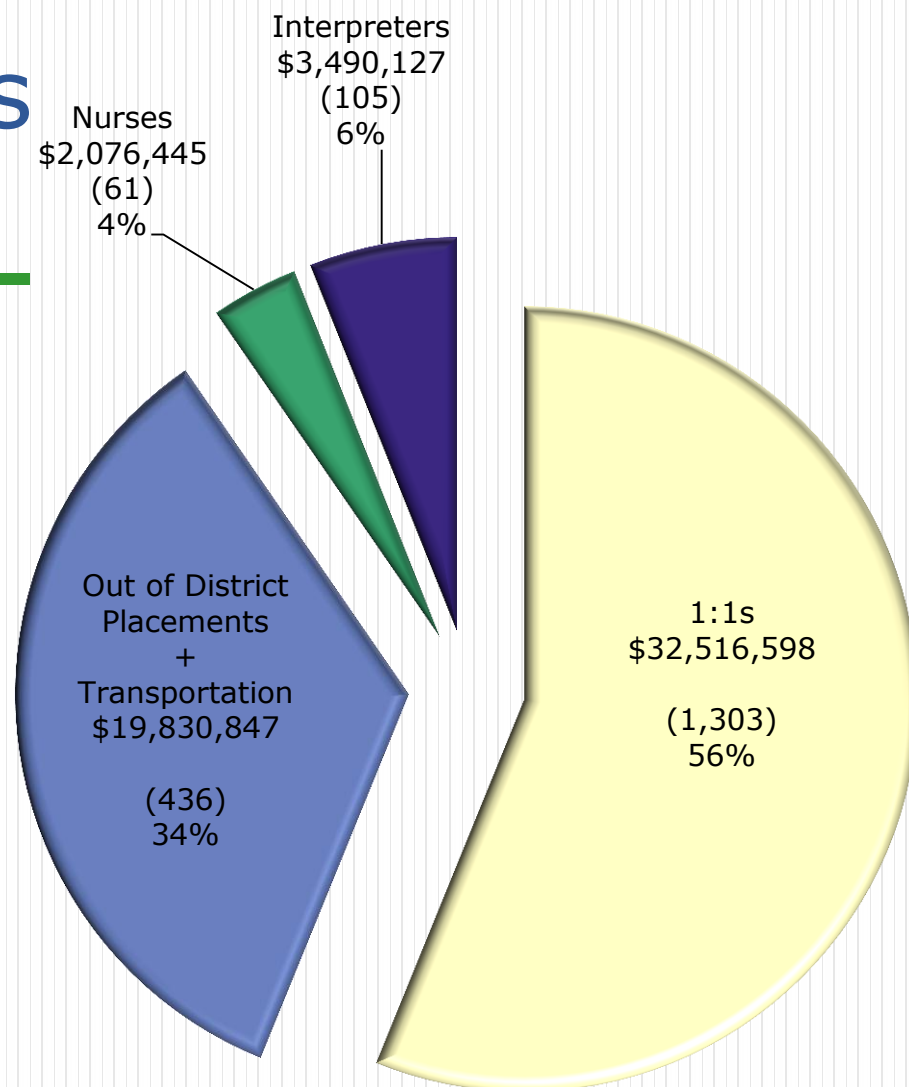
---

- 1,287 applications – 1:1s totaling \$32,596,134\*
- 431 applications – Out of District Placements including transportation totaling \$19,843,770\*
- 105 applications – Interpreters totaling \$3,490,127\*
- 61 applications – Nurses totaling \$2,076,445\*

\*Full cost of service

# 2010-11 Requests for Safety Net

---



Note: Dollar amounts shown in chart represent full cost of service

# Unfunded Applications for 2010-11

High Need Applications not funded due to fiscal and/or compliance reasons:

Reasons for Denial	# of Unfunded Applications	% of Applications
District did not demonstrate sufficient capacity on Worksheet A	41	1.2%
Worksheet C costs did not exceed threshold	117	5.6%
IEP was not properly formulated	117	5.6%
Application already funded	4	
Application was incomplete	1	
Total unfunded applications	280	12.4%
Total Applications Submitted	2,134	

# Unfunded Applications for 2010-11

## Improperly formulated IEPs

IEP Review Form	Reason for Denial	Number of Apps
1	Present Levels of Academic Achievement and Functional Performance (PLAAFP) and/or effect of disability in Gen Ed	22
2	Measurable Annual Goals	37
3	IEP lacked description of how the district will measure the student's progress toward meeting the annual goals	4
4	Explanation of extent to which student will participate with nondisabled peers	1
5	State assessment decision and/or alternate assessment goals and objectives	16
6	Frequency, location, and duration of services and modifications	12
7	Transition plan	37
8	Required personnel at IEP meeting and/or written permission excusing	6
	IEP or evaluation was out of date	4
	IEP not properly amended	31
	SDI / Justification for service / placement	7
	Total Applications Not Receiving Awards Due to Compliance Reasons *(Duplicated Count)	177*

# Form Package 442

---

- When the general supervision system (OSPI) becomes aware of non-compliance (improperly formulated IEPs), student specific non-compliance issues must be corrected **as soon as possible** but no later than one year from date of notification. (Form Package 442).

# Community Impact Applications

---

- Eight (8) districts received Community Impact (CI) funding in 2010-11.
- Total CI Awards = \$1,443,641.
- Successful applicants had demonstrated capacity and identified and quantified a *specific factor* that created a disproportional representation of special education students causing an adverse fiscal impact.

# Looking Ahead.....

---

## 2011-12

# Topics

---

- 2011-12 Time Line
- Form Package 442
- Medicaid (School-based Health Care)
- Out of District Transportation

# Awards in August

---

- Beginning with the 2010-11 school year award cycle, the office of the superintendent of public instruction shall make award determinations for state safety net funding in August of each school year. Determinations on school district eligibility for state safety net awards shall be based on analysis of actual expenditure data from the current school year.

# Funding Available in August

---

- State funds in August
- Federal funds in August

# Projects to be Completed by OSPI in Fall 2011/Winter 2012

---

- Revision of safety net rules
- Publish safety net bulletin
- Post safety net forms

OSPI Safety Net website will be “Under Construction” until bulletin and application forms are complete.

- <http://www.k12.wa.us/SpecialEd/Finance-Grants/default.aspx>

# Anticipated Time Line

---

- January 2012-Rule revision completed
- Late January 2012-Bulletin & forms posted
- March 2012-Community Impact (CI) applications due
- April 2012-Review of CI applications
- Mid-April 2012-High need individual applications due
- July 2012-Applications reviewed by Committee
- August 2012-State and federal awards released

# Form Package 442

---

- When the general supervision system (OSPI) becomes aware of non-compliance (improperly formulated IEPs), student specific non-compliance issues must be corrected **as soon as possible** but no later than one year from date of notification. (Form Package 442).

# Form Package 442

- IEPs identified thru the 442 process (in 2010-11) with issues on non-compliance must go thru the verification and validation process **before** the IEPs can be submitted for safety net funding (in 2011-12).

# Medicaid Participation

Safety net applicant districts must certify that they are billing for all Medicaid services for eligible students.

# Changes in Medicaid Process in 2011-12 SY

---

- Medicaid reimbursement for school-based health care services has been funded by the Legislature for the 2011—13 biennium.
- The Legislature directed the Washington State Health Care Authority (HCA) to create an intergovernmental transfer (IGT) process for school-based health care services that uses school district local public funds to match federal funding.

# HCA Goal

- The goal of HCA is to have the program up and running by January 1, 2012 retroactive to services provided on or after July 1, 2011.

# Operationally

---

- The program-covered services remain the same.
- Districts do not need to re-register with Provider One.
- Districts can continue to use a third party biller.
- Timely submission of claims is critical.

# However,

- There may be changes in provider qualifications.
- HCA will update WACs and billing instructions to provide school districts with the information necessary to accurately bill Medicaid for reimbursement.

# Procedurally

---

- Districts will be required to have an Inter-governmental Agreement with the Health Care Authority for participation in the school-based healthcare program.
- HCA will work with individual school districts to develop an IGT process.
- Districts should submit monthly billings.

# Procedurally

---

Step 1 - District submits billings.

Step 2 - HCA calculates the school district's local match and advises the district.

Step 3 - District submits local match to HCA.

Step 4 - HCA then partially reimburses the district for total computable health care services.

# Out of District Transportation

---

- The Pupil Transportation funding formula is changing in 2011-12.

# Specific Route Revenue Calculation Eliminated

---

- Because of the change, the specific route revenue calculation has been deleted from the Transportation Cost Calculator form.
- There will be no need to request specific route revenue from your district's transportation department or business office or OSPI.



# Finally, Keep This in Mind

---

- If a student awarded safety net funds moves from the district, notify Special Education Safety Net work group.
- Safety net awards are subject to audit and recovery.
- Follow procurement procedures.

# Contact

---

Mary Ellen Parrish, Special Education Fiscal Supervisor

[maryellen.parrish@k12.wa.us](mailto:maryellen.parrish@k12.wa.us)

Phone: 360-725-6075

Primary Website Link:

<http://www.k12.wa.us/SpecialEd/Finance-Grants/default.aspx>

