



Chapter Three: OMK Framework

I. Lesson Plan

- A. Purpose: Define Operation: Military Kids Outreach Initiative and explain the OMK Implementation Framework and oversight responsibilities of the different levels of that framework.
- B. Objectives:
 - 1. What is Operation: Military Kids?
 - 2. Who are the Core OMK Partners?
 - 3. Define and discuss "Building Community Capacity."
 - 4. What/who are the Management Groups of OMK and what are their oversight responsibilities?
 - 5. Define three program components of Operation: Military Kids.
- C. Time: 45–60 minutes
- D. Preparation/Materials Needed:
 - ✦ Flip chart paper and markers
 - ✦ Participant Handouts—OMK Overview and OMK Implementation Framework
 - ✦ Participant Handouts—Speak Out for Military Kids and Hero Packs
 - ✦ List of Deployment Issues

II. Training Session Content

- A. PowerPoint Slides
 - Slide 3-1: Introduction to Operation: Military Kids and OMK Framework
 - Slide 3-2: Goal and Objectives of Operation: Military Kids
 - Slide 3-3: What is Building Community Capacity?
 - Slide 3-4: Definition of Building Community Capacity
 - Slide 3-5: 4-H/Army Youth Development Project
 - Slide 3-6: OMK Management Team
 - Slide 3-7: OMK State Team
 - Slide 3-8: OMK State Volunteer Partners
 - Slide 3-9: OMK State Team Roles and Responsibilities
 - Slide 3-10: OMK Management Framework
 - Slide 3-11: OMK Statewide Support Networks
 - Slide 3-12: Core OMK Local Community Support Networks

Slide 3-13: OMK Implementation Framework

Slide 3-14: OMK Keys to Implementation

B. Activity & Directions

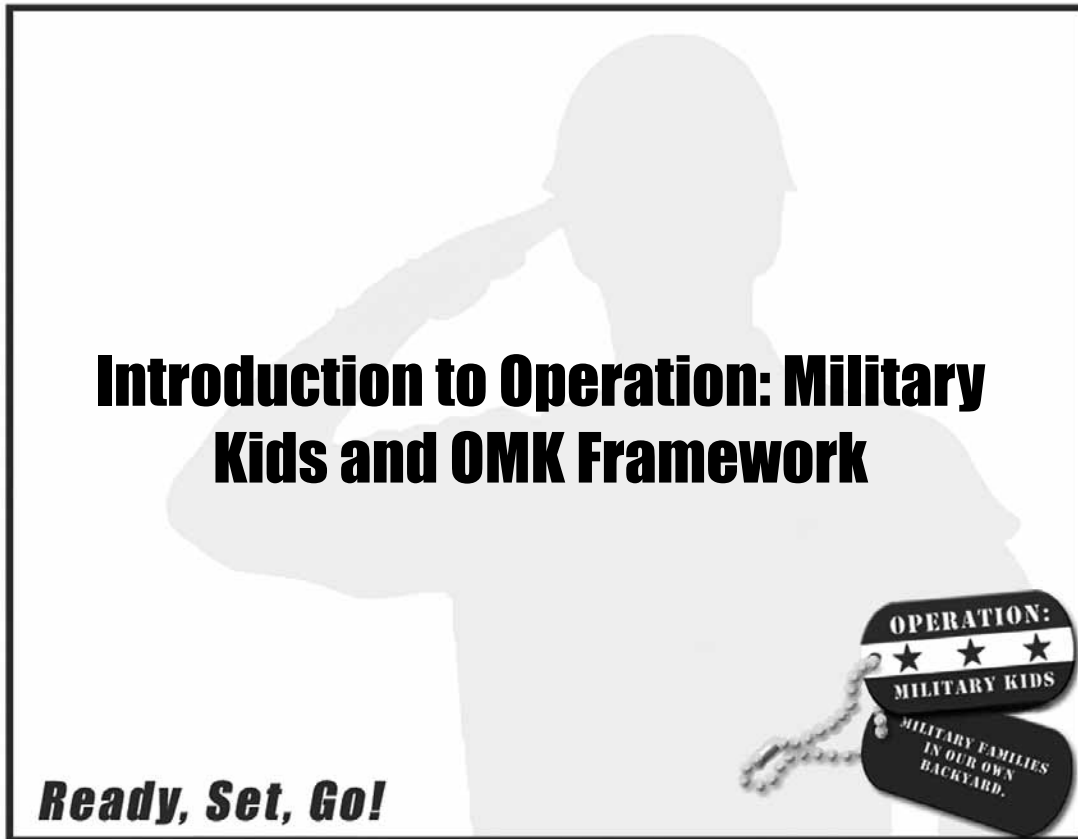
1. Operation: Military Kids Overview Brief
 - Brief large group on OMK overview.
2. Building Community Capacity Discussion
 - Break into small groups.
 - Ask participants to respond to the question, “What do we mean by ‘Building Community Capacity?’”
 - Give one issue to each group. Each group must develop a strategy on how to build capacity on the issue they were given. They will need to include needed resources, training requirements, etc.
 - Have the smaller groups brief back to entire group.
3. Operation: Military Kids Implementation Framework Brief
 - In the large group, go through the OMK Implementation Framework Brief.

III. Additional Resources on the Flash Drive

- A. Military Child & Youth Program Support to Operation: Military Kids
- B. Operation: Military Kids Web site—<http://www.operationmilitarykids.org>
- C. Overview of Military Child, Youth & School Services
- D. Overview of Navy Child, Youth & School Services
- E. Overview of Air Force Family Member Programs
- F. Overview of USMC Children, Youth & Teen Programs
- G. Overview of National 4-H Program
- H. Boys & Girls Clubs of America Description
- I. American Legion OMK Fact Sheet
- J. Military Child Education Coalition (MCEC) Description
- K. Speak Out for Military Kids (SOMK) Program Overview
- L. Hero Pack Project Overview

IV. Evaluation

- A. Reflection Questions
 1. What did you learn in this discussion about Operation: Military Kids that you didn’t know before?
 2. Does this information change your perception/purpose of your role on your State OMK Team?
 3. What strengths do you and your organization bring to the Operation: Military Kids Implementation Framework?
- B. Application Questions
 1. How are we going to work together as a State Operation: Military Kids Team?
 2. Do any of us know someone/another organization that we need to ask to be a part of this team?
 3. How are we as a team going to ensure we create the links and support systems to establish the Community Capacity necessary to effectively address the issues children and youth are facing in our state?



Slide 3-1: Introduction to Operation: Military Kids and OMK Framework

Content of this slide adapted from: N/A

Materials Needed: Copies of RSG! Read-Ahead Materials

Trainer Tips: If your group was given the RSG! Read-Ahead Materials, you can treat much of the Implementation Framework as review, therefore not spending as much time on it.

What to Do, What to Say:

Say: In the next 30 minutes or so we are going to introduce the concept of OMK and discuss the framework that will help you operationalize OMK in your state.

Goals and Objectives of Operation: Military Kids

OMK GOAL: Support the military children and youth who have been or are being affected by deployment

OMK OBJECTIVES:

- Raise community awareness of military kids
- Create local support networks
- Implement outreach support services
- Provide a core set of tools to local communities throughout each state
 - RSG
 - SOMK
 - Hero Packs
 - MTL

Ready, Set, Go!



Slide 3-2: Goals and Objectives of Operation: Military Kids

Content of this slide adapted from: N/A

Materials Needed: N/A

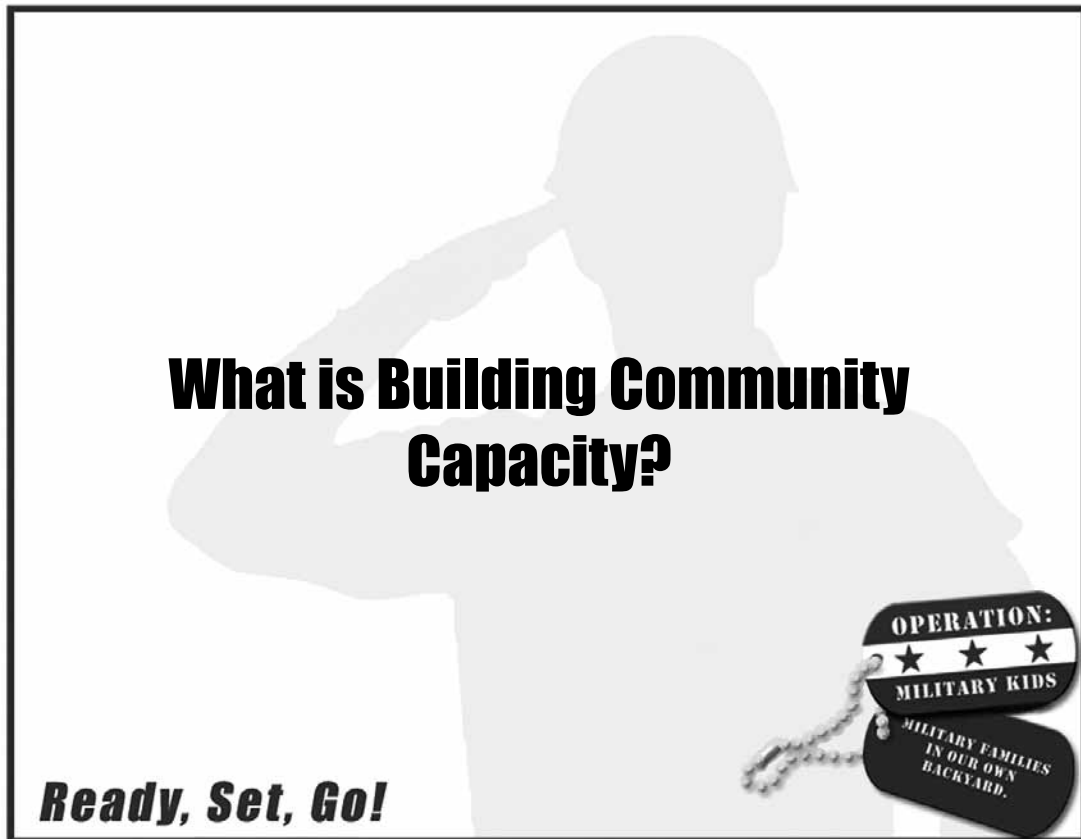
Trainer Tips: N/A

What to Do, What to Say:

Do: • Review slide.

Say: *These are the goals and objectives of OMK.*

We will discuss a little later some core OMK program components.



Slide 3-3: What is Building Community Capacity?

Content of this slide adapted from: N/A

Materials Needed: List of issues children and youth face due to deployment of a parent from newspaper article activity conducted Monday evening; chart paper; markers

Trainer Tips: N/A

What to Do, What to Say:

Say: *We now know what the concept of OMK is. And we have been talking a lot about building capacity...creating networks of support for children and youth of Guard and Reserve families. What comes to your mind when I say COMMUNITY CAPACITY?*

- Do:**
- Get groups to brainstorm what they think community capacity is.
 - Capture all responses on chart paper.

Examples of possible responses:

- Building the ability of the community to meet the needs
- Involve multiple partners
- Identify existing partnerships, strengths, and gaps

Definition of Building Community Capacity

Community capacity is the interaction of human capital, organizational resources, and social capital existing within a given community that can be leveraged to solve collective problems and improve or maintain the well-being of that community. It may operate through informal social processes and/or organized efforts by individuals, organizations, and social networks that exist among them, and between them and the larger systems of which the community is a part.

Ready, Set, Go!



Slide 3-4: Definition of Building Community Capacity

Content of this slide adapted from: *Building Community Capacity* by Robert J. Chaskin, Prudence Brown, Sudhir Venkatesh, and Avis Vidal

Materials Needed: N/A

Trainer Tips: N/A

What to Do, What to Say:

Do: • Review slide.

Say: *This is the definition used by Robert J. Chaskin and others to define community capacity.*

Do: • Capacity building exercise:
— Write issues on index cards (at least one issue per small group).
— Goal of the exercise is to get state teams to brainstorm strategies on how to build capacity to address a particular issue.
— Give each state team or small group an issue that may face a youth from a National Guard or Reserve family.

- Have them develop a strategy to build capacity in their state to support those youth.
- Have the smaller groups report back to the large group.

Say: Keeping that definition in mind, we will conduct a capacity building exercise. Each state team will receive an index card that describes one or more issues that may confront a child. Examples might include lack of educator awareness of this issue at school, lack of partnership in the community, or lack of child care. As a team, develop a strategy or ideas on how you would build community capacity to support that issue. Include needed resources, training requirements, communication links, etc.

4-H/Army Youth Development Project

- 4-H/Army YDP (YDP) is a collaborative effort between the 4-H National Headquarters and U.S. Army Child, Youth & School Services to provide predictable, consistent youth programs and introduce new youth to 4-H programs on Army installations worldwide.

Ready, Set, Go!



Slide 3-5: 4-H/Army Youth Development

Content of this slide adapted from: N/A

Materials Needed: N/A

Trainer Tips: N/A

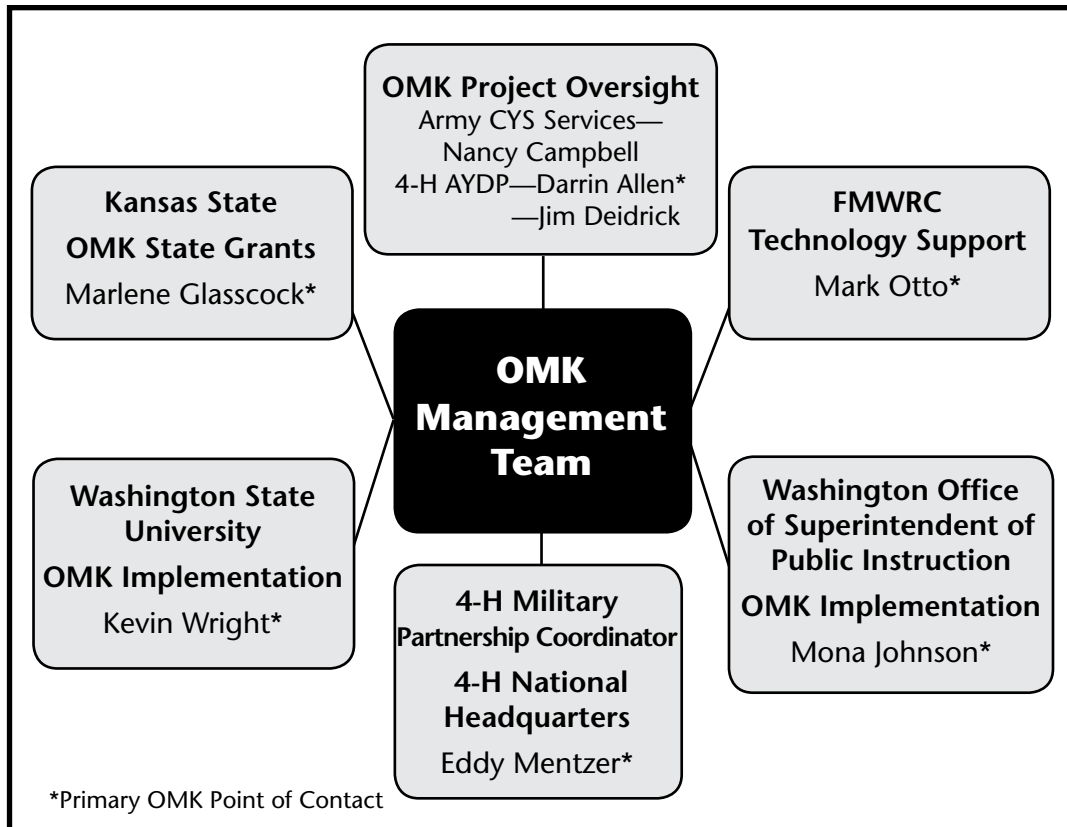
What to Do, What to Say:

Do: • Review slide.

Say: *This partnership has helped the Army provide predictable, quality programs for their families and has helped 4-H reach a whole new audience across the country and around the world.*

The outreach delivery system of 4-H complements the Army's facility-based programs and has allowed the Army CYC Programs to reach more of their target youth audience.

This federal interagency partnership is a wise use of public resources.



Slide 3-6: OMK Management Team

Content of this slide adapted from: N/A

Materials Needed: N/A

Trainer Tips: N/A

What to Do, What to Say:

Do: • Review slide.

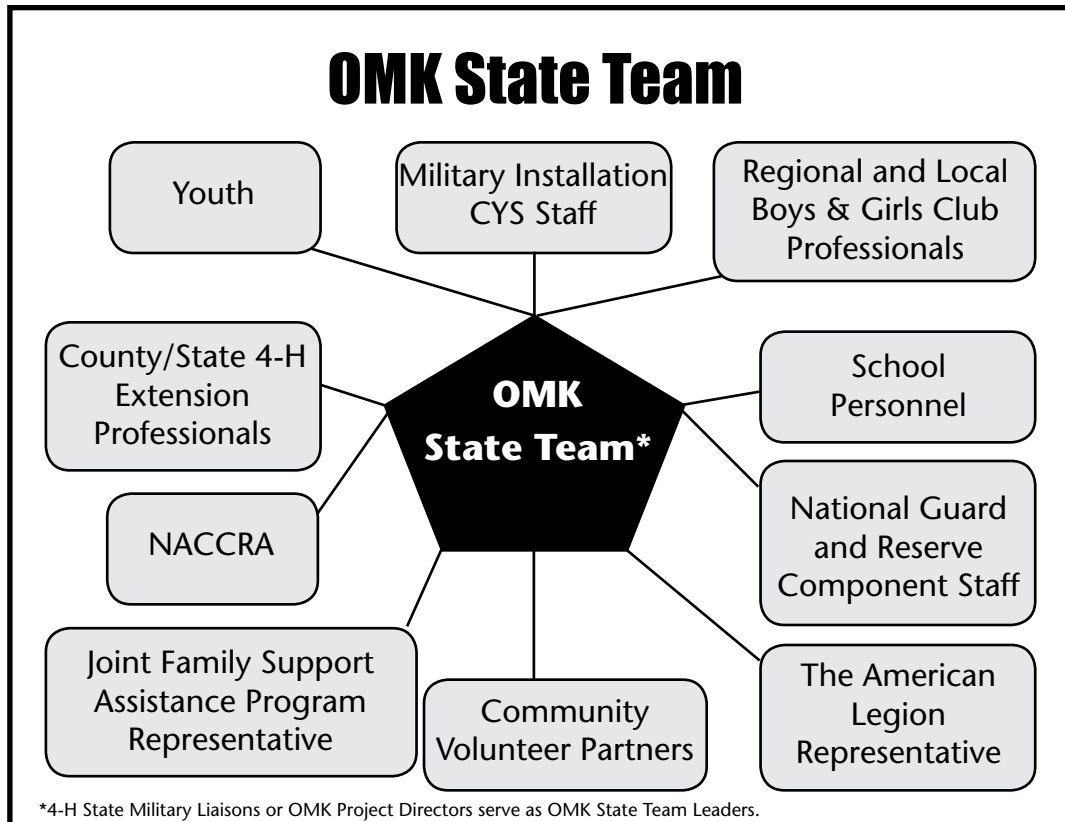
Say: *The OMK management team is a combination of staff Military Child, Youth & School Services and the YDP.*

Do: • As you go through the text boxes, have representatives from these organizations stand and be recognized.

Say: *Washington State has taken the lead in developing and printing the RSG! Manual and executing the annual RSG! Trainings.*

Kansas State University handles the logistics for all RSG! Trainings.

KSU manages most of the OMK sub-agreements and other support activities for the OMK states.



Slide 3-7: OMK State Team

Content of this slide adapted from: N/A

Materials Needed: N/A

Trainer Tips: N/A

What to Do, What to Say:

Do: • Review slide.

Say: *The OMK State Teams are the heart of OMK.*

Building on the infrastructure of the YDP, State 4-H Military Liaisons serve as the OMK State Team Leaders.

State Teams are comprised of representatives from each of the core OMK partners and any other agencies in the state that have resources and a willingness to contribute to OMK.



Slide 3-8: OMK State Volunteer Partners

Content of this slide adapted from: N/A

Materials Needed: N/A

Trainer Tips: N/A

What to Do, What to Say:

Do: • Review slide.

Say: Here are some examples of community volunteer partners.

The goal of your state team should be to have a committed, diverse, inclusive group representing OMK at the state and local levels.

OMK State Team

OMK Roles and Responsibilities:

- Create Statewide OMK Community Support Networks
- Provide OMK Ready, Set, Go! Course to State OMK Partners
- Coordinate delivery of “Speak Out for Military Kids” OMK Speakers Bureau
- Coordinate Hero Pack Project
- Deliver youth outreach service programs through Partner Organizations
- Conduct Operation Boots On and Boots Off experiences for youth
- Coordinate Partner use of the OMK Mobile Technology Lab(s)
- Submit monthly OMK and year-end accomplishment reports to OMK Management Team

Ready, Set, Go!



Slide 3-9: OMK State Team Roles and Responsibilities

Content of this slide adapted from: N/A

Materials Needed: N/A

Trainer Tips: N/A

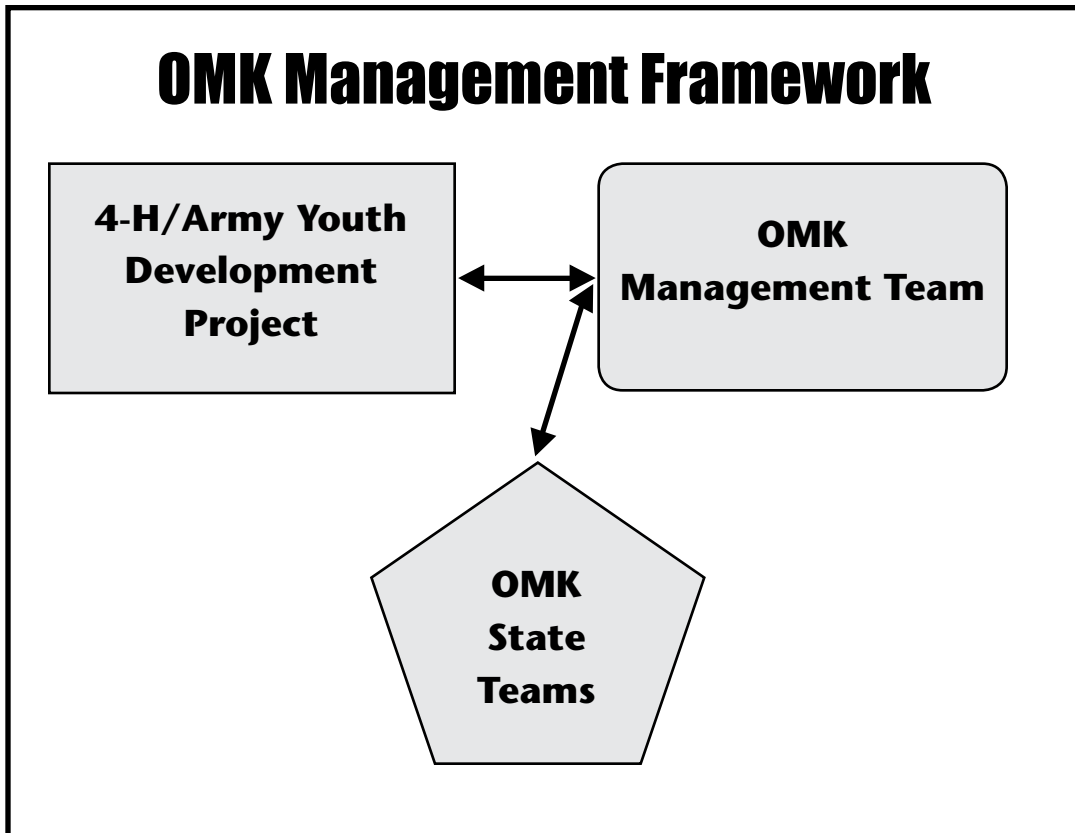
What to Do, What to Say:

Do: • Review slide.

Say: *State teams build the capacity of local communities to deliver outreach support programs.*

They manage, market, and coordinate use of the Mobile Technology Lab.

Each member of the state team should have input into the year-end reports.



Slide 3-10: OMK Management Framework

Content of this slide adapted from: N/A

Materials Needed: N/A

Trainer Tips: N/A

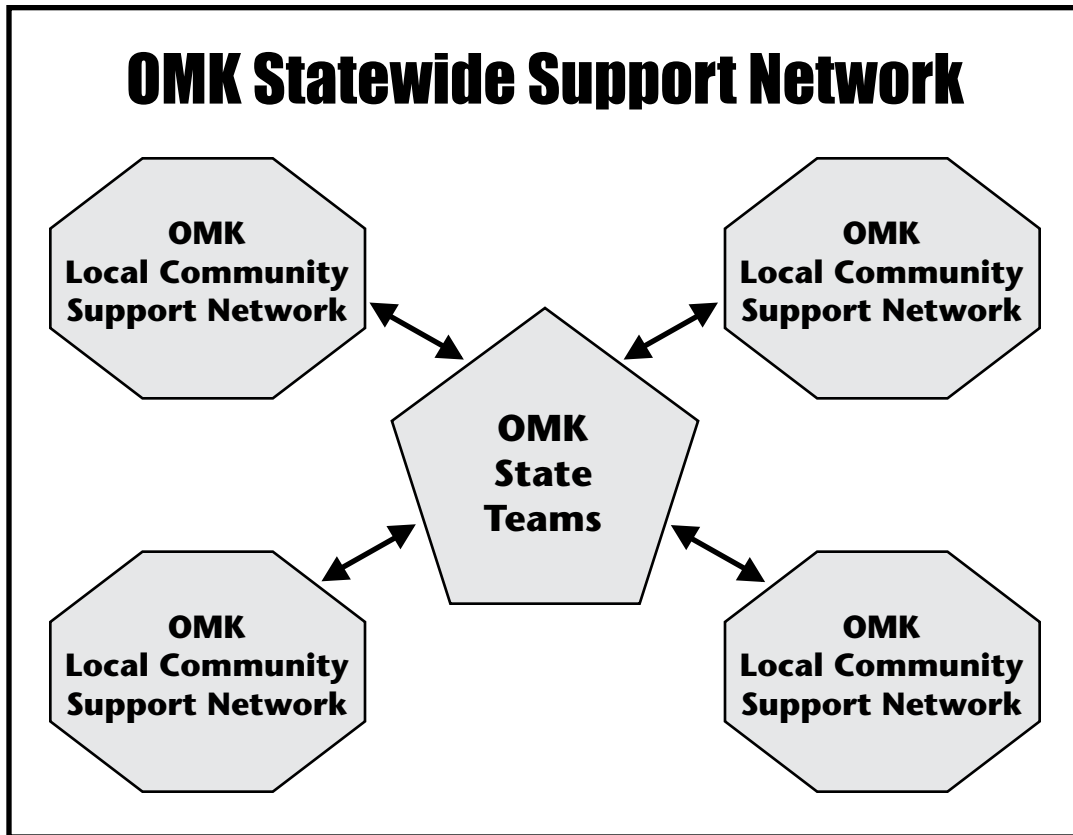
What to Do, What to Say:

Do: • Review slide.

Say: *These three groups make up the OMK Management Framework.*

Communication between each of these groups is essential to ensure that people and groups get the information they need in order to support the children and youth of military families.

The next couple of slides explain how we make OMK operational.



Slide 3-11: OMK Statewide Support Network

Content of this slide adapted from: N/A

Materials Needed: N/A

Trainer Tips: N/A

What to Do, What to Say:

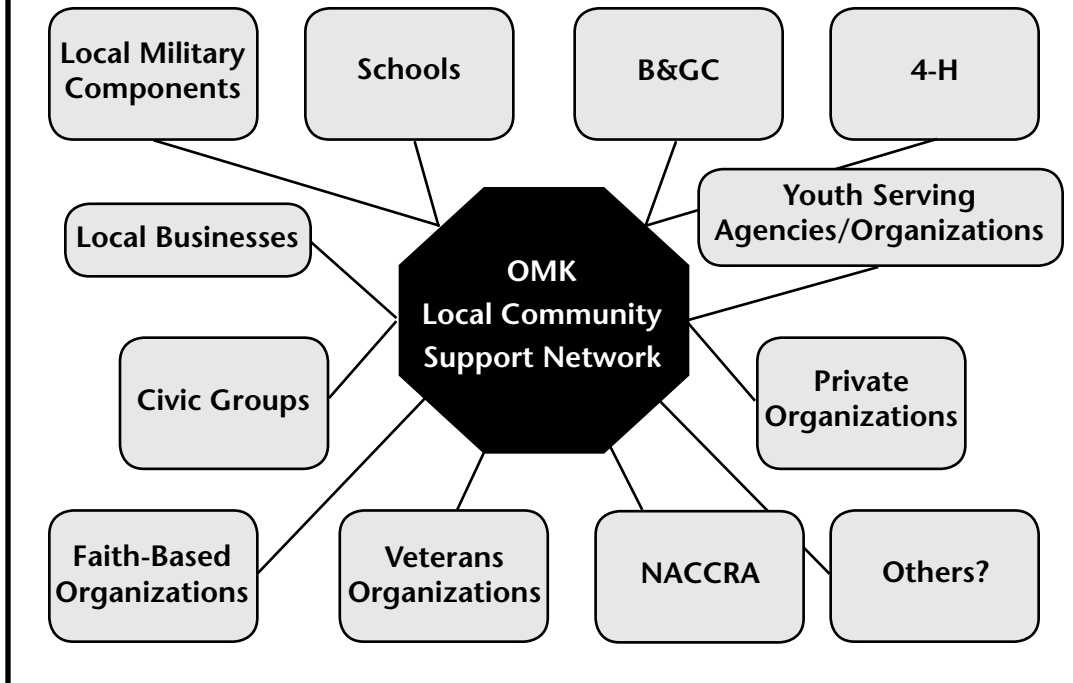
Do: • Review slide.

Say: *OMK state teams are responsible for engaging and training local community agencies, organizations, and people to create OMK local community support networks.*

With help from OMK State Team members, Local OMK Community Support Networks are able to deliver the needed support services to the children and youth who need them.

This RSG! Training & Resource manual is your State Team's primary training resource.

Core OMK Local Community Support Networks



Slide 3-12: Core OMK Local Community Support Networks

Content of this slide adapted from: N/A

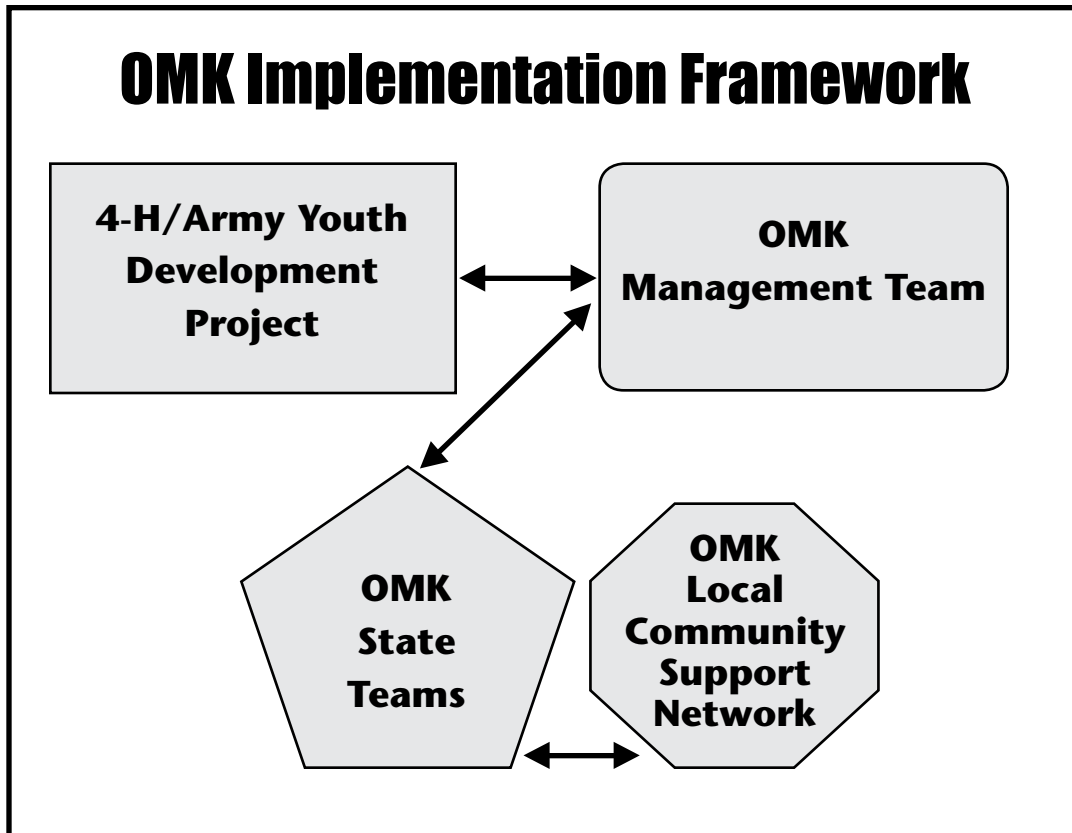
Materials Needed: N/A

Trainer Tips: N/A

What to Do, What to Say:

Do: • Review slide.

Say: *Local OMK Community Support Networks are made up of a wide variety of organizations, agencies, and volunteers who can provide the necessary resources and have a desire to support geographically dispersed military youth.*



Slide 3-13: OMK Implementation Framework

Content of this slide adapted from: N/A

Materials Needed: N/A

Trainer Tips: N/A

What to Do, What to Say:

Do: • Review slide.

Say: *The implementation framework outlines the oversight responsibilities of the OMK Management Team, the OMK Partnership Advisory Group, and the OMK State Teams, all in support of building strong local community support networks.*

As indicated by the arrows, communication flow is in two directions. It is important to get information to those that need it in a timely fashion.

Operation: Military Kids

Keys to Implementation:

- OMK Management Team sets direction and provides financial and program resources to support OMK.
- State 4-H Military Liaisons or OMK Project Directors serve as OMK State Team Leaders and facilitate the work of the OMK State Teams.
- State Teams include representatives from all OMK core partners.
- State Teams build the capacity to develop/activate Local Community Support Networks throughout the state.
- Local Community Support Networks deliver OMK services in impacted communities.

Ongoing communication among OMK Management Team and OMK State Teams is critical to successful Local Community Support Networks!

Ready, Set, Go!



Slide 3-14: OMK Keys to Implementation

Content of this slide adapted from: N/A

Materials Needed: N/A

Trainer Tips: N/A

What to Do, What to Say:

Do: • Review slide.

Say: *It is important that you keep these keys in mind as you go through your OMK State Team planning process throughout this week. You will need to operationalize the OMK implementation framework and develop strategies and plans to build the capacity of local communities to implement OMK in your state.*