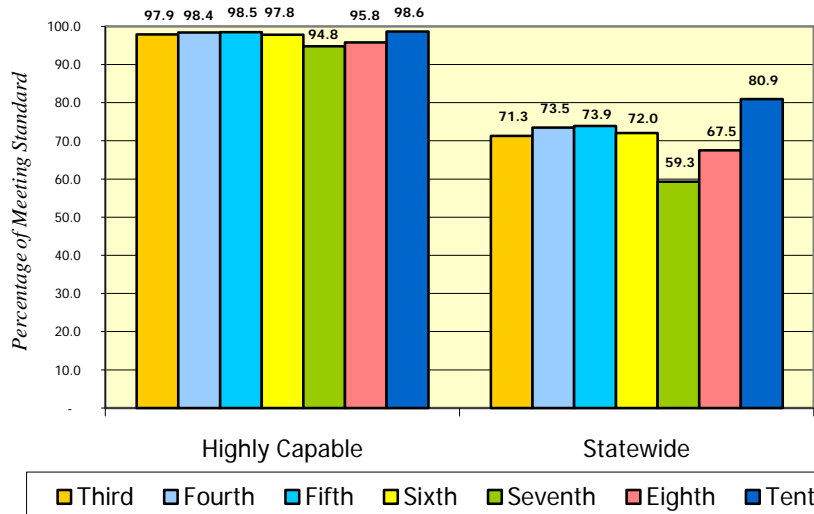


2009 WASL Data

Highly Capable Students – Statewide

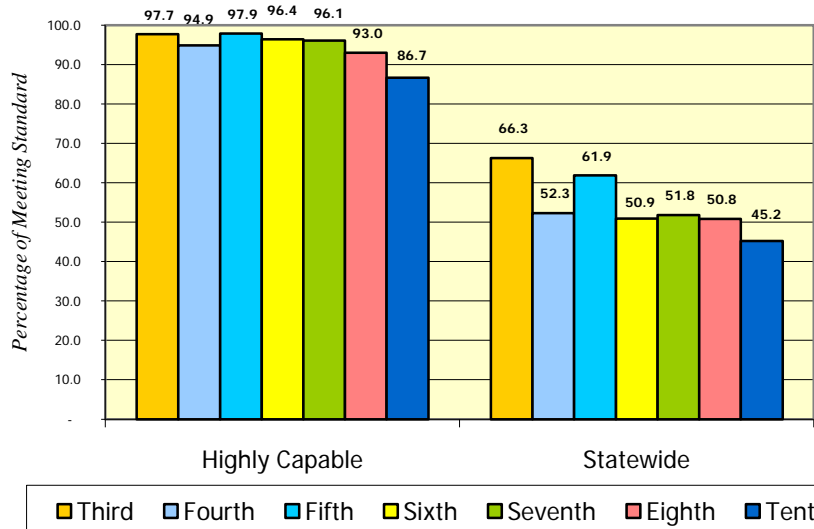
Reading

	HCP	State
<i>Third</i>	97.9	71.3
<i>Fourth</i>	98.4	73.5
<i>Fifth</i>	98.5	73.9
<i>Sixth</i>	97.8	72.0
<i>Seventh</i>	94.8	59.3
<i>Eighth</i>	95.8	67.5
<i>Tenth</i>	98.6	80.9



Math

	HCP	State
<i>Third</i>	97.7	66.3
<i>Fourth</i>	94.9	52.3
<i>Fifth</i>	97.9	61.9
<i>Sixth</i>	96.4	50.9
<i>Seventh</i>	96.1	51.8
<i>Eighth</i>	93.0	50.8
<i>Tenth</i>	86.7	45.2

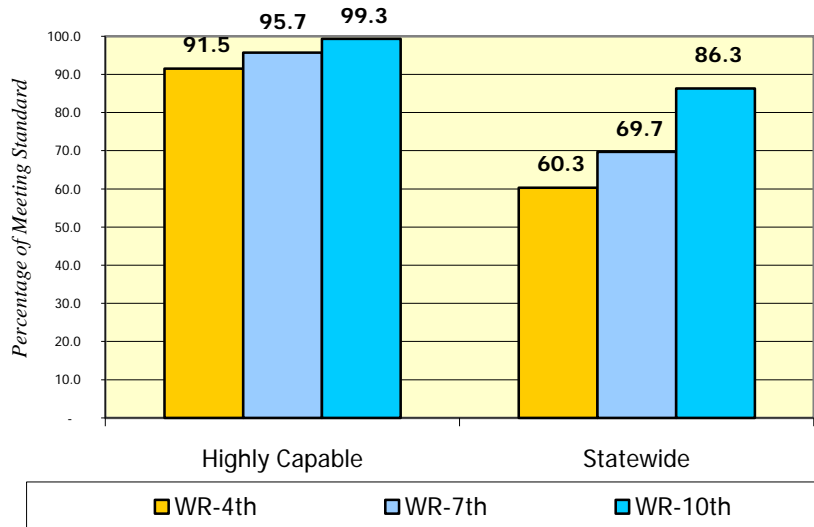


2009 WASL Data

Highly Capable Students – Statewide

Writing

	HCP	State
<i>WR-4th</i>	91.5	60.3
<i>WR-7th</i>	95.7	69.7
<i>WR-10th</i>	99.3	86.3



Science

	HCP	State
<i>SC-5th</i>	88.8	44.9
<i>SC-8th</i>	92.4	51.1
<i>SC-10th</i>	84.3	38.6

