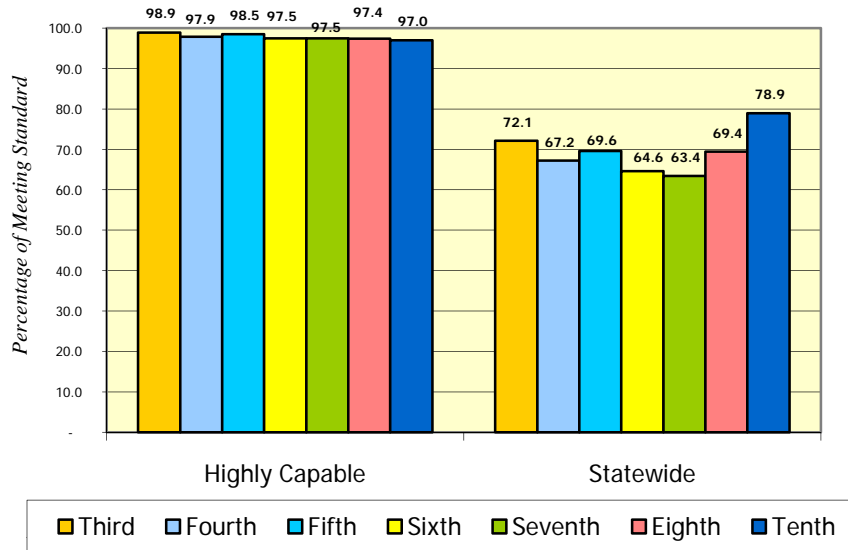


# 2010 MSP/HSPE Data

## Highly Capable Students – Statewide

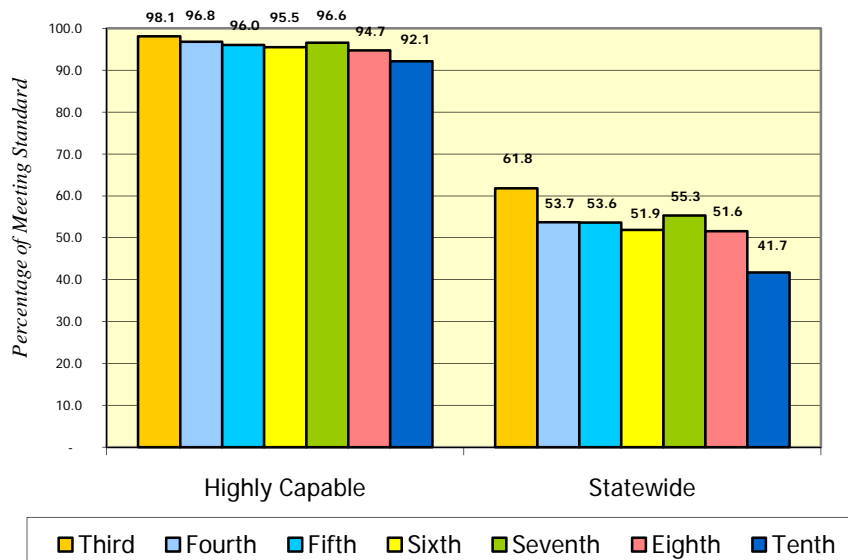
### Reading

	HCP	State
<i>Third</i>	<b>98.9</b>	<b>72.1</b>
<i>Fourth</i>	<b>97.9</b>	<b>67.2</b>
<i>Fifth</i>	<b>98.5</b>	<b>69.6</b>
<i>Sixth</i>	<b>97.5</b>	<b>64.6</b>
<i>Seventh</i>	<b>97.5</b>	<b>63.4</b>
<i>Eighth</i>	<b>97.4</b>	<b>69.4</b>
<i>Tenth</i>	<b>97.0</b>	<b>78.9</b>



### Math

	HCP	State
<i>Third</i>	<b>98.1</b>	<b>61.8</b>
<i>Fourth</i>	<b>96.8</b>	<b>53.7</b>
<i>Fifth</i>	<b>96.0</b>	<b>53.6</b>
<i>Sixth</i>	<b>95.5</b>	<b>51.9</b>
<i>Seventh</i>	<b>96.6</b>	<b>55.3</b>
<i>Eighth</i>	<b>94.7</b>	<b>51.6</b>
<i>Tenth</i>	<b>92.1</b>	<b>41.7</b>

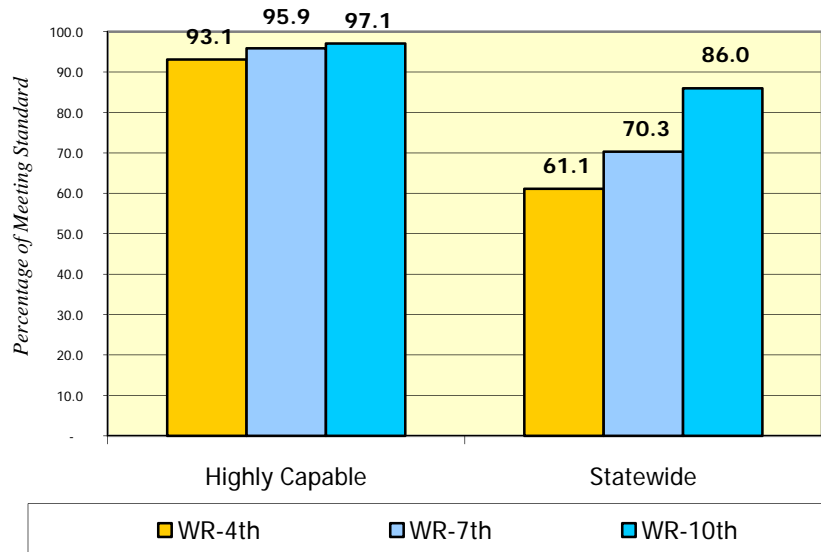


# 2010 MSP/HSPE Data

## Highly Capable Students – Statewide

### Writing

	HCP	State
<i>WR-4th</i>	93.1	61.1
<i>WR-7th</i>	95.9	70.3
<i>WR-10th</i>	97.1	86.0



### Science

	HCP	State
<i>SC-5th</i>	82.1	34.0
<i>SC-8th</i>	93.8	54.5
<i>SC-10th</i>	90.1	44.8

