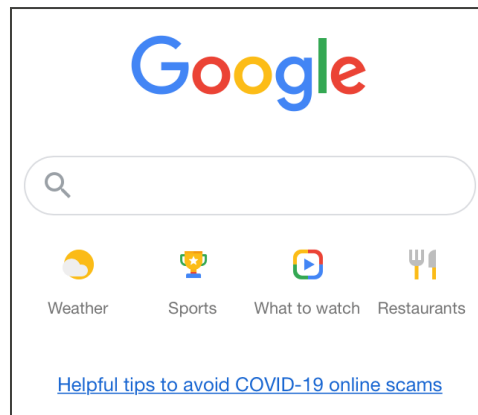
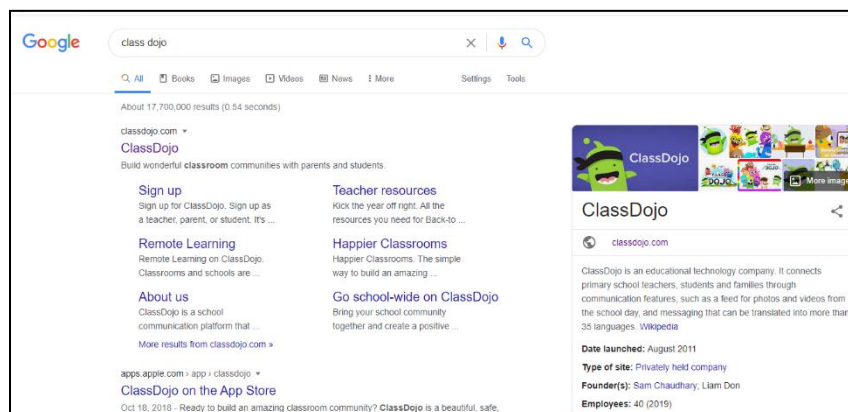


Loore Laajrak ko ñan Deloñe ClassDojo

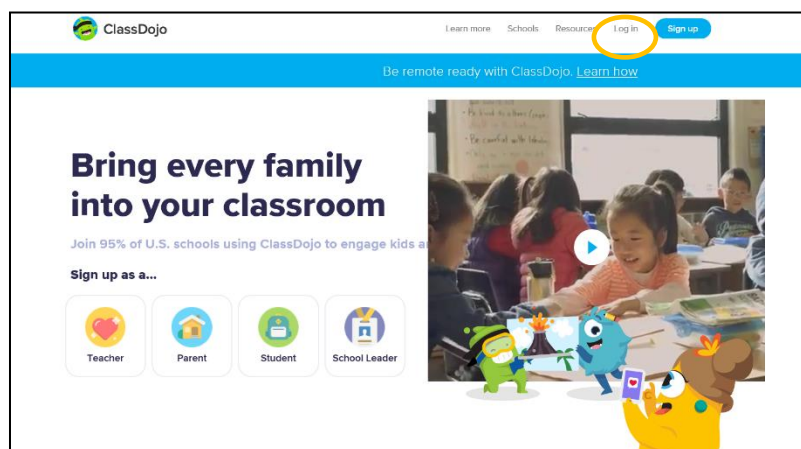
1. Kōjerbale Google Chrome einwot browser eo kwōkōnaan ñan ClassDojo.
2. Etal ñan www.google.com innem ilo bok in kabok eo taipwi: ClassDojo.

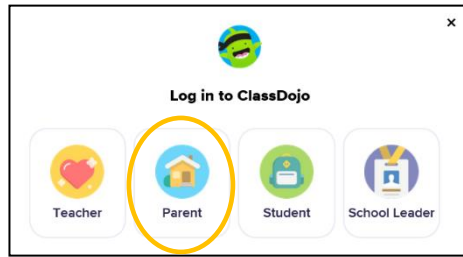


3. Kōjerbale link eo emoj kowalok ej ClassDojo.



4. Ilo itualmoon ijo ilōñ kelet: Kadeloñ Etam (Log in). Innem kelet: Jinen ak Jemen.





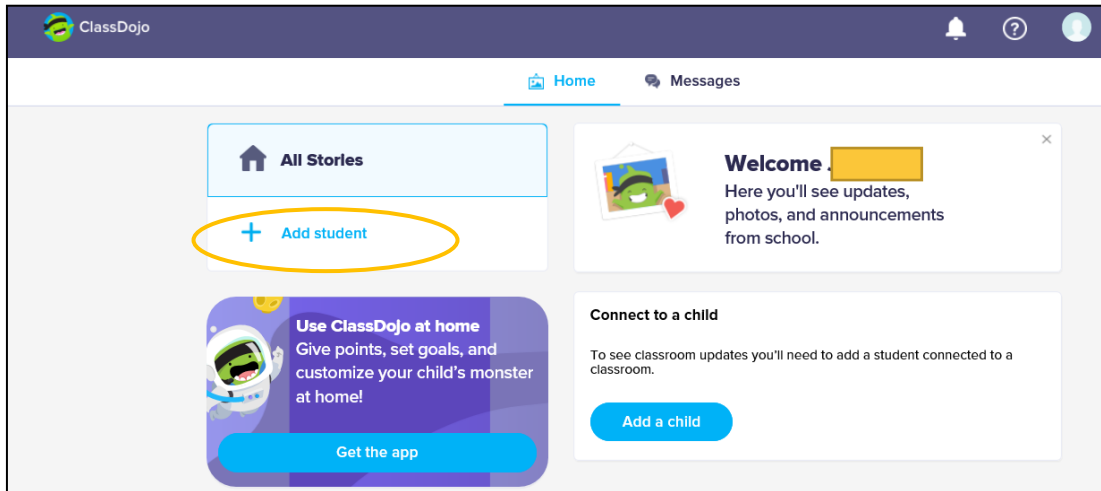
5. Elaņe emoj kōmmāne juon am akkoun, taipwi email atorej im password eo am. Ñe ejellok am akkoun, kelet: Kadeloņ etam.

The screenshot shows the 'Log in to ClassDojo' login form. It includes an 'Email address' input field, a 'Password' input field, and a 'Forgot your password?' link. Below the password field is a grey 'Log in' button. At the bottom, there is a link that says 'Don't have an account? Sign up', where 'Sign up' is circled in yellow.

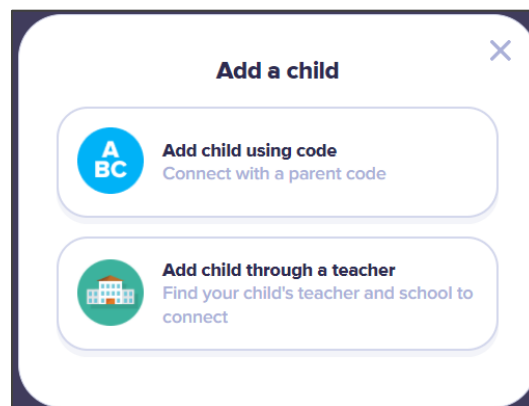
6. Ñan kōmmāne juon akkoun, taipwi etan first im last name eo am, email atorej, im kōmmāne juon password. Kelet: Kadeloņ etam.

The screenshot shows the 'Sign up as a parent' form. It features four input fields: 'First name', 'Last name', 'Email', and 'Password', each circled in yellow. Below these fields is a blue 'Sign up' button, also circled in yellow. A small text line reads 'By signing up, you agree to the Terms of Service and Privacy Policy.' At the bottom, there is a link that says 'Already have a parent account? Log in here'.

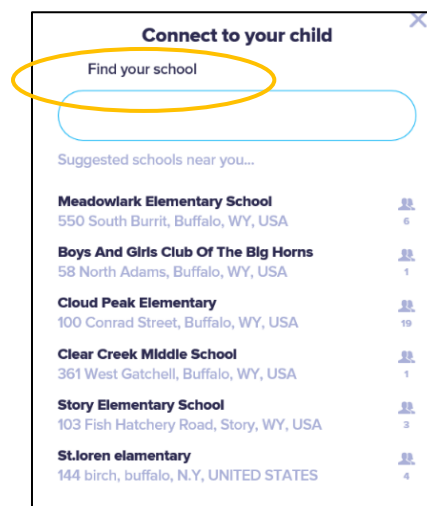
7. Kwōnaj loe beij eo itumaan an ClassDojo. Taipwi etan ajiri eo nejum ilo bok in + Kobaiki rijikuul.



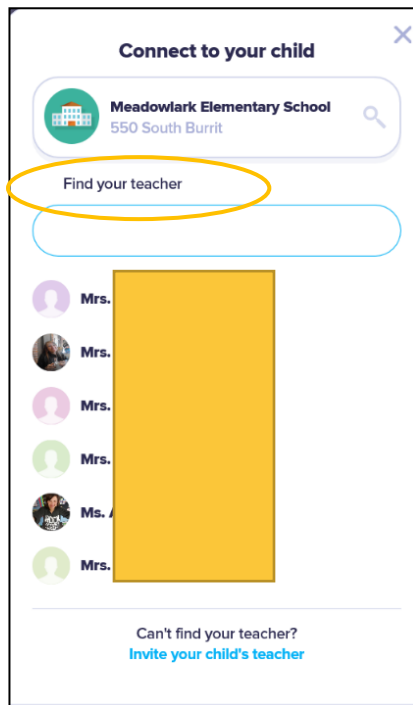
8. Kobaiki ajiri eo nejum kin kōkkāāle eo an jinen im jemen rikaki eo ear lewaj ak ilo am bukot rikaki eo.



9. Nān bukote kin etan rikaki, taipwi etan jikuul eo ajiri eo nejum ej jikuul ae.
1. Taipwi etan rikaki eo.



10. Taipwi etan rikaki eo.



11. Taipwi etan ajiri eo nejum.

12. Kelet: Kajitok am kobalok.

